



# MEACO-MIOC CONGRESS 2023

29 NOV – 2 DEC 2023

Oman Convention and Exhibition Centre



## The 17<sup>th</sup> International Congress of The Middle East Africa Council of Ophthalmology

JOINTLY WITH

## 19<sup>th</sup> Muscat International Ophthalmology Conference (MIOC) 2023








# Scientific Program

















**Day 1 - Wednesday, 29 November 2023**

**\*Oman Local Time / GMT**

Time*	Auditorium	Meeting Room 8 + 9	Meeting Room 10 + 11
12:00 - 13:30	<p>MEACO Eyes on the Future</p> 		
13:30 - 14:00	Break		
14:00 - 16:00	<p>Standard Practice in Refractive Surgery Sinjab Academy - MEACO - MIOC - UK Certified Course Part 1</p> 	<p>Glaucoma Didactic Course Part 1: Evaluation of the glaucoma patient</p> 	<p>AAO Retina Session</p> 
16:00 - 16:30	Break	Break	Break
16:30 - 18:30	<p>Standard Practice in Refractive Surgery Sinjab Academy - MEACO - MIOC - UK Certified Course Part 2</p> 	<p>Glaucoma Didactic Course Part 2 : Trabeculectomy</p> 	Ocular Oncology Course
18:30 - 19:30			



Time*	Auditorium	Junior Ballroom	Grand Ballroom Hall 1	Grand Ballroom Hall 2	Grand Ballroom Hall 3	Grand Ballroom Hall 4	Grand Ballroom Hall 5	Grand Ballroom Hall 6	Meeting Room 8 + 9	Meeting Room 10	Meeting Room 11	Meeting Room 12
7:30 - 9:00									Oncology for Residents & Junior Ophth. - With Breakfast			
9:00 - 10:00	Visual Field Interpretation Course	Cornea Session 1 (AAO Session) 	Uveitis Course	Paediatric Ophth. Course : Decision making for adult strabismus sx.	TVRS session : Challenging Cases in Vitreo Retinal Surgery 	Turkish Ophthalmological Association Session 	Personalized Contact Lenses Workshop	Ophth. Nursing Workshop : Pre op Preparation of Patients	Ocular Prosthesis Workshop - 1	Free Paper Session - 9 Contact Lens and Refraction	Wet Lab - Phaco+IOL	Wet Lab ICL Hands on Training
10:00 - 10:15	Break	Break	Break	Break	Break	Break	Break	Break	Break	Break	Break	Break
10:15 - 11:45	Glaucoma Session 4 : MEA Glaucoma Societies - How Glaucoma is managed in Middle East and Africa	Cornea Session 2 : Kerato-Concepts evolution in 2023	Neuro-Oph. Session 2 Approach to the Patient with Double Vision	MEOM Session 	Ophthalmic Ultrasound Course -Theory Session	Iraqi Ophthalmic Society Session 	ICR : The Cutting Edge Part 1- 60 mins ICR : The Cutting Edge Part 2 - 60 mins	Ophth.Nursing Session 2 : Quality &Safety: ophthalmic practice milestone	Optometry-Keratoconus & Contact Lenses Session	Free Paper Session - 10 Retina Case Presentations	Wet Lab - ICR	Wet Lab ICL Hands on Training
11:45 - 12:45	Lunch Break	Lunch Break	Lunch Break	Lunch Break	Lunch Break	Lunch Break	Lunch Break	Lunch Break	Lunch Break	Lunch Break	Lunch Break	Lunch Break
12:45 - 14:15	Oculoplasty Session 2 : The Eyelid	Cataract Session 1 (AAO session) 	Uveitis Session 1: Infectious & Non-infectious Uveitis Update	Paediatric Ophth. Session 2 Stop myopia progression	Ophthalmic Ultrasound Course -Practical Session	Russian Ophthalmic Society Session 	Corneal Tomography: A New Approach	Research in Ophthalmology session	Optometry Ocular Prosthesis Work shop -2	Free Paper Session - 11 (Video Presentation)	Wet Lab - Phaco+IOL	Wet Lab - Intravitreal Dexa implant
14:15 - 14:30	Break	Break	Break	Break	Break	Break	Break	Break	Break	Break	Break	Break
14:30 -16:00	Glaucoma Session 5 MEAGS in collaboration with EGS -Hot points in Glaucoma 	Cataract Session 2 : Cataract Conundrums: Navigating IOL Challenges and Solutions	14:30 - 15:30 Industry Session 3 15:30 - 15:40 Break 15:40 - 16:10 Industry Session 4	Paed.Ophth. Session 3 WSPOS cosponsor World updates in Paediatric ophthalmology and strabismus 	Ophthalmology Foundation Session 2 : The Good Doctor: How to Assess 	Egyptian Ophthalmological Society Session 	Ocular Oncology Session : What is the latest and what is the future?	Research Course Part 1 : Art to publish and not perish	Optometry: Contact Lenses Work Shop - 1 : Guidelines for Fitting Keratoconus Patients with Contact Lenses	Free Paper Session - 12 : Cornea	Wet Lab - Phaco+IOL	Wet Lab - Suturing
16:00 - 16:30	Break	Break	Break	Break	Break	Break	Break	Break	Break	Break	Break	Break
16:30- 18:00	Oculoplasty Session 3 : Lacrimal Time	Cataract Session 3 : Mastering the Art of Phaco-emulsification in Challenging Cases and Overcoming Complications	Retina Session 3 : Challenges in complicated cases in vitreoretinal surgery	16:30 - 17:10 Industry Session 5 BREAK 17:20 - 18:00 Industry Session 6	Listen to Ophthalmology in Arabic Language	Emirates Ophthalmic Society Session 	Contact Lenses Workshop - 2	Research Course Part 2 : Art to publish and not perish	Junior Optometrists Session	Free Paper Session - 13 : Cornea/ Ocular Surface	Wet Lab - Phaco+IOL	Wet Lab - Suturing
18:00 - 18:10	Break	Break										
18:10 - 18:45	Keynote Lectures- 2 & 3	Keynote Lecture - 4										
19:00	Gala Dinner with Unique Omani Cultural Experience											





<b>Auditorium</b>	
<b>12:00 - 13:30</b>	<b>MEACO Eyes on the Future</b> <b>Moderators:</b> <b>Abdul Aziz Badla (UAE), Manal Bouhaimed (Kuwait)</b>
	Speakers: Sawsan Nowilaty ( KSA) Sheikha Dr. Noura AlQassimi (UAE) Fatima Alshamlan (KSA) Daniel Briceland (USA) Sanjoy Bhattacharya (USA) Ivo Kocur (Switzerland)
<b>13:30 - 14:00</b>	<b>Break</b>
<b>14:00 – 19:30</b>	<b>Standard Practice In Refractive Surgery</b> <b>Laser-Based Refractive Surgery</b> <b>Sinjab Academy - MEACO - MIOC - UK Certified Course</b>
<b>14:00 – 15:15</b>	<b>Session One: Interpretation Of Diagnostics</b> <b>Chairman: Michael Belin</b> <b>Panelists: Mazen Sinjab, Ahmed Almaskari</b>
14:00 – 14:20	Simple Reading of Tomography : Michael Belin (USA)
14:20 – 14:30	Simple Reading of Epithelial Mapping : Hossam Ziadah (Egypt)
14:30 – 14:45	Simple Reading of Biomechanics : Tarek Elnaggar (Egypt)
14:45 – 15:00	Ocular Surface and Laser Refractive Surgery : Sihem Lazreg (Algeria)
15:00 – 15:15	Q&A
<b>15:15 – 17:15</b>	<b>Session Two: In-Depth</b> <b>Chairman: Miltos Balidis</b> <b>Panelists: Osama Ibrahim, Khaled Ayesh</b>
15:15 – 15:30	Excimer Laser Refractive Surgery: Reasons to be Wrong and to Fail : Jorge Alio (Spain)
15:30 – 15:45	Factors of an Unsuccessful Microkeratome Lasik : Fouad Alsayad (Egypt)

15:45 – 16:00	Factors of an Unsuccessful Femto-Lasik : Ahmed Assaf (Egypt)
16:00 – 16:15	Factors of an Unsuccessful Lenticule Extraction : Sheetal Brar (India)
16:15 – 16:30	Management of Refractive Surprises : Miltos Balidis (Greece)
16:30 – 16:45	Q&A
<b>16:45 – 17:15</b>	<b>Break</b>
<b>17:15 – 19:30</b>	<b>Session Three: The State-Of-The-Art</b> <b>Chairman: Mohamed Shafik</b> <b>Co-Moderator: Mohamed Hosny, Mahfouth Bamashmus</b>
17:15 – 17:30	Latest Updates in Biomechanics : Cynthia Roberts (USA)
17:30 – 17:45	Where are We Going With Laser-Based Refractive Surgery? : Wisam Shihadeh (Jordan)
17:45 – 18:00	Transepithelial PRK: A Promising Technology : Mayank Nanavaty (UK)
18:00 – 18:15	Pearls for A Successful Customized PTK : Sami Alrabiah (Kuwait)
18:15 – 18:30	Pearls for a Successful Customized Topoguided Ablation : Mohamed Hosny (Egypt)
18:30 – 18:45	Pearls for a Successful Customized Corneal Wavefront Ablation : Safwan Albayati (UAE)
18:45 – 19:00	Pearls for a Successful Customized Ocular Wavefront Ablation : Mohamed Shafik (Egypt)
19:00 – 19:15	The Future of Lenticular Extraction for Myopics: Any Advancements? : Merieme Harouche (Morocco)
19:15 – 19:30	Q&A
<b>Meeting Rooms 8 &amp; 9</b>	
<b>14:00 - 16:00</b>	<b>Glaucoma Didactic Course</b> <b>Part 1: Evaluation of the Glaucoma Patient</b> <b>Chairpersons :</b> <b>Deepak Edwards, Mohannad Albdour</b>
14:00 – 14:15	History-Take and Clinical Examination : Noha Alfayoumi (Syria)

14:15 – 14:30	Tonometry Techniques and Challenges : Ahmed Abdelrahman (Egypt)
14:30 – 14:45	Gonioscopy : Zeynep Aktas (Turkey)
14:45 – 15:05	Visual Field Protocols for Diagnosis, Follow up : Deepak Edward (USA)
15:05 – 15:25	OCT Basic, Pearls, Diagnosis, Follow up and Artefacts : Mohannad Albdour (Jordan)
15:25 – 15:40	Cornea Assessment : Basel Alfaaouri (UAE)
15:40 – 16:00	Discussion
<b>16:00 - 16:30</b>	<b>Break</b>
<b>16:30 - 18:30</b>	<b>Glaucoma Didactic Course Part 2 : Trabeculectomy Chairpersons : Franz Grehn, Abdullahi Sadiq</b>
16:30 – 16:45	Guidelines for Indicating Glaucoma Incisional Surgery : Franz Grehn (Germany)
16:45 – 17:00	Preoperative Preparations and Choice of Anaesthesia : Salem Abu Alghanam (Jordan)
17:00 – 17:15	Basic Technique & Modifications : Sidi Mohammed Ezzouhairi (Morocco)
17:15 – 17:30	Trabeculectomy on Patients With Ocular Surface Disease : A Real Challenge : Amel Ouertani (Tunisia)
17:30 – 17:45	Post-Operative Care : Yasmine El Sayed (Egypt)
17:45 – 18:00	Postoperative Complications and Management : Abdullahi Sadiq (Nigeria)
18:00 – 18:15	Is it Finally Time for Trabeculectomy to Retire? : Ali Alsheikheh (Oman)
18:15 – 18:30	Discussion
<b>Meeting Rooms 10 &amp; 11</b>	
<b>14:00 - 16:00</b>	<b>AAO Retina Session Retina 2023: The Cutting Edge Moderators: Lihteh Wu, Zofia Ann Nawrocka</b>



14:00 – 14:15	Update on Avacincaptad Pegol – What’s the Latest? : Lihteh Wu (Costa Rica)
14:15 – 14:30	Predictive Factors in the Inverted ILM Flap Technique : Zofia Ann Nawrocka (Poland)
14:30 – 14:45	Widefield Imaging in Diabetic Eye Disease- How Can it Change My Practice : Anna Tan (Singapore)
14:45 – 15:00	Epiretinal Membrane and Macular Hole: Different Diseases with the Same Predisposing Factors : Yi-Ting Hsieh (Taiwan)
15:00 – 15:15	Surgical Pearls on Secondary IOLs : Gabriela H Lopezcarasa (Mexico)
15:15 – 15:30	Macular Indentation with PolyTetraFluoroEthylene (PTFE) felt for Myopic Tractional Maculopathy : Guillermo Salcedo-Villanueva (Mexico)
15:30 – 15:45	Central Serous Chorioretinopathy: An Update : Gerardo Ledesma-Gil (Mexico)
15:45 – 16:00	Discussion
<b>16:00 - 16:30</b>	<b>Break</b>
<b>16:30 - 18:30</b>	<b>Ocular Oncology Course</b> <b>Moderators: Ihab Saad Othman, Abdullah Alqahtani</b>
16:30 – 17:00	Choroidal Melanoma Resection: Transcleral is the way to go ... : Ihab Saad Othman (Egypt)
17:00 – 17:30	Choroidal Melanoma Resection: Endoresection is the way to go ... : Abdullah Alqahtani (KSA)
17:30 – 18:00	The Impact of Telemedicine and Centralized Care on Outcome of Retinoblastoma in Jordan : Mustafa Mehyar (Jordan)
18:00 – 18:30	Discussion

## Auditorium

<b>9:00 – 10:45</b>	<b>MEACO_MIOC 2023 Opening Ceremony @ Madinat Al Irfan Theatre (MIT)</b>
<b>10:45 – 12:15</b>	<b>Glaucoma Session 1</b> <b>Paediatric Glaucoma Updates</b> <b>Chairpersons : Zeynep Aktas, Ahmed Abdelrahman</b>
10:45 – 10:56	Ab-Externo Trabeculotomy : Yasmine El Sayed (Egypt)
10:56 – 11:07	Ab-Interno Goniotomy /GATT : Zeynep Aktas (Turkey)
11:07 – 11:18	NGTT: A New Circumferential Angle Concept : Ahmed Abdelrahman (Egypt)
11:18 – 11:29	Long Term Results of Combined Trabeculotomy- Trabeculectomy in Primary Congenital Glaucoma : Iness Malek (Tunisia)
11:29 – 11:40	AGV in Pediatric Glaucoma, When and How? : Ali Alsheikheh (Oman)
11:40 – 11:51	Pathophysiology and Prophylactic Treatment of Childhood Aphakic Glaucoma : Franz Grehn (Germany)
11:51 – 12:02	Uveitic Glaucoma in Children : Lamia El Feki (Tunisia)
12:02 – 12:15	Discussion
<b>12:15 – 13:15</b>	<b>Lunch Break</b>
<b>13:15 – 14:45</b>	<b>Glaucoma Session 2</b> <b>MEAGS in Collaboration With American Glaucoma Society (AGS) Session</b> <b>Glaucoma Updates</b> <b>Chairpersons : Han Ying, Amel Ouertani</b>
13:15 – 13:28	Diagnosis of Primary Angle Closure Disease : Han Ying (USA)
13:28 – 13:41	Glaucoma and Myopia. Updates on the Synergistic Enemies : Ahmed Abdelrahman (Egypt)

13:41 – 13:54	Neuroprotection-Where Are We In 2023? : Deepak Edward (USA)
13:54 – 14:07	Updates in Non-Penetrating Glaucoma Surgery : Ali Alsheikheh (Oman)
14:07 – 14:20	Tubes: The Good, The Bad, and The Not So Pretty : Han Ying (USA)
14:20 – 14:33	Safer and More Effective New Protocol of Cyclodiode in Glaucoma: Enlarged Low Energy “ELET” : Sidi Mohammed Ezzouhairi (Morocco)
14:33 – 14:45	Discussion
<b>14:45 – 14:55</b>	<b>Break</b>
<b>14:55 – 16:25</b>	<b>Women In Ophthalmology Session Eye Health Workforce &amp; Leadership Moderators: Hala El-Hilali (Egypt), Sheikha Dr. Noura AlQassimi (UAE)</b>
15:00-15:15	When Women Lead : Aisha Al Busaidi (Oman)
15:15-15:30	How to Lead by Example : Ebtisam Al Alawi (Bahrain)
15:30-15:45	Leadership: A Teamwork or A One "Man" Show! : Fatima Alshamlan (KSA)
15:45-16:00	Eyes Wide Open: Breaking Barriers in Ophthalmology : Naila Al Harthy (Oman)
16:00-16:15	A Woman Surgeon Navigating Leadership Challenges : Nancy Rakkad (Jordan)
16:15-16:25	Q & A
<b>16:25 – 16:45</b>	<b>Break</b>
<b>16:45- 18:15</b>	<b>Glaucoma Session 3 European Glaucoma Society (EGS) in Collaboration With MEAGS - Management of Glaucoma: Guidelines and Skills Chairpersons : Ingeborg Stalmans , Sidi Mohammed Ezzouhairi</b>
16:45 – 16:58	Personalizing Treatment: More Than One Size Fits All : Ingeborg Stalmans (Belgium)



16:58 – 17:11	Cost Effective Glaucoma Management : Gauti Jóhannesson (Sweden)
17:11 – 17:24	Surgical Guidelines : Luis Abegao Pinto (Portugal)
17:24 – 17:37	Pre-Operative Gonioscopy : Ahmed Mostafa (Egypt)
17:37 – 17:50	Intra-Operative Gonioscopy : Zeynep Aktas (Turkey)
17:50 - 18:03	Total and Pattern Deviation in Visual Fields: Inputs and Outputs : Sidi Mohammed Ezzouhairi (Morocco)
18:03 – 18:15	Discussion
18:15 – 18:45	<b>Keynote Lecture - 1</b> <b>New Horizon in Glaucoma Research</b> : Sanjoy Bhattacharya (USA)
<b>Junior Ballroom</b>	
<b>International Keratoconus Society (IKS) - Keratoconus Day</b>	
8:00 – 11:15	<b>Session 1: Diagnostics</b> <b>Chairman: Mazen Sinjab</b> <b>Panelists: Merab Dvali, Osama Ibrahim, Mahfouth Bamashmus</b>
8:00 – 8:12	Determining Ectasia Progression : Michael Belin
8:12 – 8:24	Corneal Tomography: when should I worry? : Michael Belin
8:24 – 8:36	Early Detection of Keratoconus and Ectasia by Epithelial Mapping : Jorge Alio
8:36 – 8:48	Corneal Biomechanics: Scientific Perspective : Cynthia Roberts
8:48 – 9:00	Corneal Biomechanics: Clinical Perspective : Tarek El-Naggar
9:00 – 9:12	Keratoconus and Ocular Surface: Friends or Enemies? : Sihem Lazreg
<b>9:00 – 10:45</b>	<b>MEACO_MIOC 2023 Opening Ceremony @ Madinat Al Irfan Theatre (MIT)</b>

<b>11:00 – 13:10</b>	<b>Session 2: Corneal Cross Linking</b> <b>Chairman: Cosimo Mazzotta</b> <b>Panelists: Sami Alrabiah, Farhad Hafezi, Khaled Ayesh</b>
11:00 – 11:12	Morphovolumetric Classification of Keratoconus and its Correlation With Visual Performance : Jorge Alio
11:12 – 11:24	Corneal Collagen Cross-linking: First, do no Harm : Saif Bani Oraba
11:24 – 11:36	Is CXL an Important Tool and Why? : Ashraf Armia
11:36 – 11:48	Accelerated Pachymetry-Guided Epi-Off Crosslinking Protocols : Miguel Rechichi
11:48 – 12:00	Flattening of Central, Paracentral and Peripheral Cones After Accelerated and Non-accelerated Epithelial off Crosslinking in Keratoconus: a Multicentre Study : Mayank Nanavaty
12:00 – 12:12	Epi-On Frontiers, The Science Behind : Cosimo Mazzotta
12:12 – 12:24	Epi-On CXL With Supplemental Oxygen: 1-Year Results : Rashid Al Saidi
12:24 – 12:36	Customized Irradiation Epi-On ACXL: Long Term Results : Miltos Balidis
12:36 – 12:48	Current Status of EPION Therapeutics EpiSmart Epithelium-On CXL Phase 3 FDA Clinical Trial : Michael Belin
12:48 – 13:00	CXL at Slit Lamp for Keratoconus and Infectious Keratitis : Farhad Hafezi
13:00 – 13:10	Panel Discussion and Q&A
<b>13:10 – 14:00</b>	<b>Lunch</b>
<b>14:00 – 16:00</b>	<b>Session 3: Corneal Reshaping Part 1</b> <b>Corneal Inlays and Intracorneal Rings</b> <b>Chairman: Adel Barbara</b> <b>Panelists: Efehan Coscunseven, Heykel Kamoun, Osama Giledi</b>
14:00 – 14:12	ICRS and Keratoconus, Where are We Today? : Adel Barbara
14:12 – 14:24	Outcomes of the Progressive-Thickness ICR Segments : Efehan Coscunseven
14:24 – 14:36	Outcomes of Variable-Thickness ICR segments : Juan Arbelaez

14:36 – 14:48	A New Approach in ICR : Haykel Kamoun
14:48 – 15:00	Novel Technique of Posterior Corneal Stromal XENIA Implantation With Pocket Creation via Manual Delamination : Marwan Ghabra
15:00 – 15:12	When ICR is Expected to Fail : Osama Giledi
15:12 – 15:24	KeraVio : Hidenaga Kobashi
15:24 – 15:36	Therapeutic Optical Keratoplasty : Osipyan Grigory
15:36 – 15:48	CAIRS: The Current State-of-the-art : Shady Awwad
15:48 – 16:00	Panel Discussion and Q&A
<b>16:00 – 16:15</b>	<b>Coffee Break</b>
<b>16:15 – 17:55</b>	<b>Session 4: Corneal Reshaping Part 2 Customized Laser Vision Ablation Chairman: Mohamed Shafik Panelists: Jorge Alio, Shady Awwad, Safwan Albayati</b>
16:15 – 16:27	Customized Options for Keratoconus Treatment & Correction : Merab Dvali
16:27 – 16:39	Classic Topo-Guided Ablation: Tips, Pros, and Cons : Mohamed Hosny
16:39 – 16:51	Long-Term Results With Topo-Guided PRK & CXL : Miltos Balidis
16:51 – 17:03	Raytracing-Guided Corneal Remodeling : Cosimo Mazzotta
17:03 – 17:15	The Endless Debate: Sequential vs. Simultaneous PRK & CXL. Topo-Guided vs. Wavefront-Guided? : Mohamed Shafik
17:15 – 17:27	PACE - ELZA's 2nd Generation Customized CXL : Farhad Hafezi
17:27 – 17:39	Latest Concepts in Customized Laser Surface Ablation in Keratoconus : Shady Awwad
17:39 – 17:55	Panel Discussion and Q&A
<b>17:55 – 18:10</b>	<b>Coffee Break</b>
<b>18:10 – 19:25</b>	<b>Session 5: Lens-Based Approach Chairman: Ahmed Assaf Panelists: Miltos Balidis, Mayank Nanavaty, Salah Mahjoub</b>



18:10 – 18:22	Contact Lenses : Talal Al Busaidi
18:22 – 18:34	Phakic IOL Implantation : Salah Mahjoub
18:34 – 18:46	Biometry : Ahmed Assaf
18:46 – 18:58	IOL selection : Merieme Harouch
18:58 – 19:10	Tips for a successful Toric IOL implantation : Safwan Albayati
19:10 – 19:25	Panel Discussion and Q&A
<b>19:25 – 19:30</b>	<b>Closing Remarks</b> <b>: Mazen Sinjab</b>

## Grand Ballroom Hall 1

<b>8:00 – 9:00</b>	<b>Free Paper Session -1</b> <b>Surgical Retina</b> <b>Moderators : Hassan Al-Dhibi ( KSA), Andrew Tsai ( Singapore), Hemant Trehan (Oman)</b>
8:00 – 8:07	Visual and Prognostic Outcomes After Vitrectomy for Diabetic Retinopathy: Tripoli-Libya : Amal Elbahi (Libya)
8:07 – 8:14	Persistent Subretinal Fluid Following Diabetic Tractional Retinal Detachment Repair: Risk Factors, Natural History, and Management Outcomes : Ahmed Algethami (Saudi Arabia)
8:14 – 8:21	RPE/Choroid-Graft Autotranslocation in Scarred Neovascular Age-Related Macular Degeneration : Ernest Boiko (Russian Federation)
8:21 – 8:28	Clinical Features and Outcome of Submacular Haemorrhage Treatment Using Tissue Plasminogen Activator and Pneumatic Displacement or Surgical Drainage : Mostafa Elgohary (United Kingdom)
8:28 – 8:35	Scleral Buckling, A Dying Art : Aziz Jan Bashir (Pakistan)
8:35 – 8:42	Surgical Outcomes of Retinal Detachment in Knobloch Syndrome : Khawlah Alzaben (Saudi Arabia)
8:42 – 8:49	A Sandwich Technique of Amniotic Membrane Transplantation in A Challenging Case of High Myopic Full Thickness Macular Hole Associated Chronic Retinal Detachment in A Child With Knobloch Syndrome : Omer Abdullah (Iraq)
8:49 – 9:00	Q & A

<b>9:00 – 10:45</b>	<b>MEACO_MIOC 2023 Opening Ceremony @ Madinat Al Irfan Theatre (MIT)</b>
<b>10:45 – 12:15</b>	<b>Retina Session 1 Vitreoretinal Surgery What Is New? Chairpersons :Abdulaziz Badla, Abdullah Alqahtani, Hassan Mortadha</b>
10:45 – 10:55	Chandeliers in VR Surgery : Hemant Trehan (Oman)
10:55 – 11:05	Surgical Management of RRD (Cases Studies) : Essam Ruagh (Qatar)
11:05 – 11:15	The History of Vitrectomy: Innovation and Evolution : Mohammed Al Abri (Oman)
11:16 – 11:25	Pros and Cons of Combined Phaco Op With Vitreoretinal Surgeries : Youssef Al Ahmar (Oman)
11:25 – 11:35	Challenging Cases Management : Abdullah S Alqahtani (KSA)
11:35 – 11:45	Macular Hole Surgery in Behçet’s Disease : Hasan AlDhibi (KSA)
11:45 – 11:55	Multilayer ILM Flaps: One Technique for all Clinical Entities of Macular Holes : Hassan Mortadha (Egypt)
11:55 – 12:05	Surgery for DME or PDR: When and How, : Anselm Kampik (Germany)
12:05 – 12:15	Discussion
<b>12:15 – 13:15</b>	<b>Lunch Break</b>
<b>13:15 – 14:45</b>	<b>Retina Session 2 New Approaches to the Difficult Retina Cases Chairpersons : Sheikha Dr Noura Al Qassimi, Nasra Al Habsy, Gavin Tan</b>
13:15 – 13:25	Management of Retinopathy of Prematurity : Gavin Tan (Singapore)
13:25 – 13:35	Extending ROP Follow up Interval, Safe or Not ? : Nasra Al Habsy (Oman)
13:35 – 13:45	New Developments in Treating Macular Disease Will Include GA : Winfried Amoaku (UK)
13:45 – 13:55	Poor Prognosticators in RVO : Ranjana Mathur (Singapore)
13:55 – 14:05	Pregnancy Related Diseases Within Retina : Fahd Quhill (UAE)

14:05 – 14:15	DME Masquerade : Ranjana Mathur (Singapore)
14:15 – 14:25	Considerations for Cataract Surgery in AMD Patients : Anna Tan (Singapore)
14:25 - 14:35	Telemedicine in ROP :Saleh AlAmro (KSA)
14:35 – 14:45	Discussion
<b>14:45 – 14:55</b>	<b>Break</b>
<b>14:55 – 15:35</b>	<b>Industry Session – 1 (Roche)</b> <b>Change in Treatment Paradigm for DME and nAMD with Vabysmo</b> <b>Speakers: Essam Ruagh, Gavin Tan</b> <b>Moderator : Rashid Al Saidi</b>
14:55 – 15:00	Welcome and Opening :Rashid Al Saidi (Oman)
15:00 – 15:20	Change in Treatment Paradigm for DME and nAMD with Vabysmo : Gavin Tan (Singapore)
15:20 – 15:30	Qatar RWD : Essam Ruagh (Qatar)
15:30 – 15:35	Q & A
15:35	Closing : Rashid Al Saidi (Oman)
<b>15:35 – 15:45</b>	<b>Break</b>
<b>15:45 – 16:25</b>	<b>Industry Session – 2 (AMICO)</b> <b>Ultrawide Field Imaging in Real Practice</b> <b>Speaker: Winfried Amoaku (UK)</b> <b>Moderator: Rashid Al Saidi (Oman)</b>
<b>16:25 – 16:45</b>	<b>Break</b>
<b>16:45 – 18:15</b>	<b>Neuro-Ophthalmology Session 1</b> <b>It's a Nerve Problem!</b> <b>Chairpersons : Karl Golnik</b> <b>Moderators: Farida Al Belushi, Rana Al Senawi</b>
16:45 – 16:55	Is it an Optic Nerve Problem? : Nisreen Al Balushi (Oman)
16:55 – 17:10	Is it Optic Neuritis : Farida Al Belushi (Oman)



17:10 – 17:25	It isn't Optic Neuritis! : Dana Al Bareiki (KSA)
17:25 – 17:40	It is NAION : Sherif Kamel (Egypt)
17:40 – 17:50	It is Giant Cell Arteritis : Rana Al Senawi (Oman)
17:50 – 18:05	It is Optic Neuritis! : Karl Golnik (USA)
18:05 – 18:15	Discussion
<b>Grand Ballroom Hall 2</b>	
<b>8:00 – 9:00</b>	<b>Oculoplasty Course</b> <b>All About Ptosis</b> <b>Chairpersons : Essam Eltoukhy, Mehdi Fendri, Mahmoud Al-Salem</b>
8:00 – 8:10	Congenital Blepharoptosis : Francesco Leoni (Italy)
8:10 – 8:20	Combined Techniques for Severe Ptosis. : Mehdi Fendri (Tunisia)
8:20 – 8:30	Frontalis Muscle Flap. : Essam Eltoukhy (Egypt)
8:30 – 8:40	Muller Muscle Conjunctival Resection. : Sayed Ali Raza (Oman)
8:40 – 8:50	Materials Used for Frontalis Sling. : Tariq Doais (Yemen)
8:50 – 9:00	Complications of Ptosis Surgery. : Essam Eltoukhy (Egypt)
<b>9:00 – 10:45</b>	<b>MEACO_MIOC 2023 Opening Ceremony @ Madinat Al Irfan Theatre (MIT)</b>
<b>10:45 – 12:15</b>	<b>Oculoplasty Session 1</b> <b>The Orbit</b> <b>Chairpersons : Mahmoud Al-Salem, Farzad Pakdel, Francesco Leoni.</b>
10:45 – 10:54	Virtual Reality in Orbital Surgery Training : Pete Setabutr (USA)
10:54 – 11:03	Indication and Functional Outcome of Orbital Decompression in TED : Christopher Hintchich (Germany)
11:03 – 11:12	The Rational for One Stage Surgery in TED

	: Francesco Leoni (Italy)
11:12 – 11:21	Endoscopic Orbital Decompression : Farzad Pakdel (Iran)
11:21 – 11:30	3D Surgery in Oculoplasty: Our First Experience : Mehdi Fendri (Tunisia)
11:30 – 11:39	New Directions in Ocular Prosthetic Motility : Jeremiah Tao (USA)
11:39 – 11:48	Crack the Codes; Late Correction of Enophthalmos : Farzad Pakdel (Iran)
11:48 – 11:57	Orbital Augmentation in Seeing Eyes; A Novel Approach : Mahmoud Al-Salem (Jordan)
11:57 – 12:06	Orbital Invasion By Eyelid Tumours : Francesco Leoni (Italy)
12:06 – 12:15	Oculoadenexal Lymphoma; Frontiers in Diagnosis and Management : Fairouz PM (India)
<b>12:15 – 13:15</b>	<b>Lunch Break</b>
<b>13:15 – 14:45</b>	<b>ICO Symposium</b> <b>International Approaches for Improved Access to Eye Care and Leadership</b> <b>Chairpersons:</b> <b>Ebtisam Al Alawi, Ivo Kocur</b>
13:15 – 13:27	United Nations Developments for the 2030 Eye Care Agenda : Stuart Keel (WHO)
13:27 – 13:39	Screening to Surgery to Tackle Diabetic Blindness : Sundaram Natarajan (India)
13:39 – 13:51	Economic Evaluation of Combined Screening for Multiple Blindness-Causing Eye Diseases : Ningli Wang (China)
13:51 – 14:03	Opportunities for the Ophthalmic Community in the Global Eye Health Initiatives : Ivo Kocur (Switzerland)
14:03 – 14:15	Ethical Issues in Ophthalmology : Ebtisam Al Alawi (Bahrain)
14:15 – 14:27	Ergonomics in Ophthalmology : Maha Al Till (Jordan)
14:27 – 14:39	Where Leadership Begins : Ghada AlBayat (Bahrain)
14:39 – 14:45	Q & A

<b>14:45 – 14:55</b>	<b>Break</b>
<b>14:55 – 16:25</b>	<b>Paediatric Ophthalmology Session 1</b> <b>Management of Complex Strabismus</b> <b>Moderators:</b> <b>Muhammad Younis (Lebanon)</b> <b>Samir Mulki (Jordan)</b> <b>Maha Mameesh (Oman)</b>
14:55 – 15:05	Congenital Cranial DVS-Innervation Disorders : Arif Khan (UAE)
15:05 -15:15	Complex Strabismus Cases : Anthony Vivian (UK)
15:15 – 15:25	Slipped Extraocular Muscles Management : Arif Khan (UAE)
15:25 – 15:35	Managing Strabismus Related to Orbital Fractures : Anthony Vivian (UK)
15:35 – 15:45	Adult Strabismus and Cataract : Yvonne Ling (Singapore)
15:45 – 15:55	Updates in Management of Duane Syndrome : Mostafa Kamel (Saudi Arabia)
15:55 – 16:05	A Few Thoughts on Strabismus Surgery : Anthony Vivian (UK)
16:05 – 16:15	Presentation of Superior Oblique Paresis : Ibrahim Eladawy (Egypt)
16:15 – 16:25	Discussion
<b>16:25 – 16:45</b>	<b>Break</b>
<b>16:45 -18:15</b>	<b>Metabolic Ophthalmology Session</b> <b>Moderators:</b> <b>Arif Khan ,Sulaiman Al Hatmi (Oman)</b>
16:45 -17:45	When Pediatric Cataract is the 1st Sign of Systemic Rare Genetic disease - Condition Not to be Missed! THINK CTX : Arif Khan (UAE)
17:45 – 18:15	Discussion
<b>Grand Ballroom Hall 3</b>	

**9:00 – 10:45 MEACO\_MIOC 2023 Opening Ceremony @ Madinat Al Irfan Theatre (MIT)**

<b>10:45 – 12:15</b>	<b>Ophthalmology Foundation Session 1</b> <b>Hot Topics in Medical Education</b> <b>Chairperson : Karl Golnik</b> <b>Moderators: Gabriela Palis, Helena Filipe</b>
10:45 – 10:55	Why Teach? : Karl Golnik (USA)
10:55 – 11:05	Mentoring : Helena Filipe (Portugal)
11:05 – 11:15	Teaching Communication Skills : Gabriela Palis (Argentina)
11:15 – 11:25	Teaching Professionalism : Meena Swaminathan (India)
11:25 – 11:35	Integrating Interactivity : Ilhem Miliboussen (Tunisia)
11:35 – 11:45	The Flipped Classroom : Essam Eltoukhy (Egypt)
11:45 -11:55	Artificial Intelligence : Eduardo Mayorga (Argentina)
11:55 – 12:15	Discussion (all speakers)
<b>12:15 – 13:15</b>	<b>Lunch Break</b>
<b>13:15 – 14:45</b>	<b>Ophthalmologists' Session 1</b> <b>Facing Reality From Trainee to Attending</b> <b>Moderators: Bassel Aljunaidi, Farida Al-Belushi</b>
13:15 – 13:30	ABCs of Oculoplastics : Alyaqdhan Al Ghafri (Oman)
13:30 – 13:45	Navigating Neurophthalmology Practice : Farida Al-Belushi (Oman)
13:45 – 14:00	Tips and Tricks in Glaucoma Clinic : Reem Saif (UAE)
14:00 – 14:15	Lessons in Ocular Oncology : Wajiha Kheir (Lebanon)
14:15 – 14:30	Creating in Refractive surgery: Dehydrated Amniotic Membrane : Mehdi Khamaily (Morocco)
14:30 – 14:45	Q & A
<b>14:45 – 14:55</b>	<b>Break</b>

<b>14:55 – 16:25</b>	<b>PAAO Session - Blazing Hot Topics in Contemporary Ophthalmology</b> <b>Chairpersons: Helena Prior Filipe(PAAO)</b> <b>José Manuel Vargas(PAAO, MEACO)</b> <b>Abdul Aziz Badla(MEACO)</b>
14:55 – 15:00	A Welcome Note and Agenda
15:00 – 15:10	Epithelial Cell Culture, Human Cytology and Limbal Stem Cells : Hernan Martinez Osorio (Spain)
15:10 – 15:20	Artificial Cornea Transplantation: The Last Hope for End-Stage Corneal Disease : José Manuel Vargas (Venezuela)
15:20 – 15:30	Management of Stable Keratoconus with Implantable Collamer Lens Implantation : José Manuel Vargas (Venezuela)
15:30 – 15:35	Dry Eye and Cataract Surgery : Helena Prior Filipe (Portugal)
15:35 – 15:45	Pearls in Lens Based Astigmatic Correction : Ashraf Armia (Egypt)
15:45 – 15:55	New Paradigms in Optic Neuritis Treatment and Management : Karl Golnik (USA)
15:55 – 16:05	Fighting Fibrosis to Enhance Trabeculectomy Outcome : Amel Meddeb Ouertani (Tunisia)
16:05 – 16:25	Q & A
<b>16:25 – 16:45</b>	<b>Break</b>
<b>16:45 – 18:15</b>	<b>Young Ophthalmologists Session 2</b> <b>Global Ophthalmology and Leadership</b> <b>Moderators: Duaa Sharfi, Mais Alkilany</b>
16:45 – 17:00	What is Global Ophthalmology : Mais Alkilany (Jordan)
17:00 – 17:15	How to Incorporate Global Ophthalmology Into Your Career : Duaa Sharfi (USA)
17:15 – 17:30	How to Lead a Global Impact : Duaa Sharfi (USA)
17:30 – 17:45	Capacity Building and Innovation in Outreach Programs : Anna Tan (Singapore)
17:45 – 18:00	Building Manpower in Ophthalmology : Khalid Tabbara (KSA)
18:00 – 18:15	Q & A

**Grand Ballroom Hall 4**

<b>8:00 – 9:00</b>	<b>Libyan Ophthalmology Society Session</b> <b>Macular Edema: Exploring Advancements in Diagnosis and Treatment</b> <b>Moderators: Abubaker Traina, Akram Kreo, Mohamed AA Elgarwale</b>
8:00 – 8:07	Pathophysiology of DME : Entesar Abdallah Reshi
8:07 – 8:14	FFA versus OCTA in the Diagnosis of DME : Salwa Bogren
8:14 – 8:21	Current Management of DME : Samer Bukhtawa
8:21 – 8:28	Role of Corticosteroids in the Treatment of DME : Khalifa Alsawidi
8:28 – 8:35	Role of Laser in Managing DME : Alghareb Alsharaa
8:35 – 8:42	Limitations of the Current Treatment : Aisha Muftah Elghad
8:42 – 8:49	Surgical Management of DME : Khalifa Elgazzar
8:49 – 8:56	ROP Overview in Libya : Laila Muftah Ali Kadik
8:56 – 9:00	Discussion
<b>9:00 – 10:45</b>	<b>MEACO_MIOC 2023 Opening Ceremony @ Madinat Al Irfan Theatre (MIT)</b>
<b>10:45 – 12:15</b>	<b>Lebanese Ophthalmic Society Session</b> <b>: Tips and Tricks in Glaucoma Management</b> <b>Moderators: Hassan Shahine( Lebanon) Aisha Al Busaidi (Oman)</b>
10:45 – 10:50	Introduction : Hassan Shahine ( President of the Lebanese Ophthalmological Society)
10:50 – 11:05	Glaucoma Masquerades. Tips and Tricks on Glaucoma Diagnosis : Yayha Shaheen (Lebanon)
11:05 – 11:20	Tips and Tricks for a Successful Trabeculectomy : Bahaa Nouredine (Lebanon)
11:20 – 11:35	Tips and Tricks for a Successful Nonpenetrating Surgery : Ahmed Mostafa Abdelrahman (Egypt)
11:35 – 11:50	Tips and Tricks for a Successful Glaucoma Drainage Device



	: Omnia Hamam (UAE)
11:50 – 12:05	Tips and Tricks for a Safe Cyclophotocoagulation : Ziad Khoueir (Lebanon)
12:05 – 12:15	Discussion
<b>12:15 – 13:15</b>	<b>Lunch Break</b>
<b>13:15 – 14:45</b>	<b>Jordanian Ophthalmic Society Session</b> <b>Moderators: Thabet Odat, Salem Abu Al-Ghanam, Samir El-Mulki</b>
13:15 – 13:25	Pediatric thyroid Eye Disease : Thabet Odat
13:25 – 13:35	Abnormal Head Posture in Children : Samir El-Mulki
13:35 – 13:45	Optic Nerve Sheath Fenestration, Orbital Surgeon Perspective : Mahmoud Al-Salem
13:45 – 13:55	Boston Keratoprosthesis: Indications and Outcomes : Wisam Shihadeh
13:55 – 14:05	Updates in Glaucoma : Salem Abu Al-Ghanam
14:05 – 14:15	Immune Checkpoint Inhibitor-Associated Uveitis : Rihab Asa'ad Ghanma
14:15 – 14:25	My Top 3 Challenging Cornea Cases : Nancy Alraqqad
14:25 – 14:35	Endoscopic Cyclophotocoagulation in Aphakic Glaucoma : Mustafa Mehyar
14:35 – 14:45	Discussion
<b>14:45 – 14:55</b>	<b>Break</b>
<b>14:55 – 16:25</b>	<b>Saudi Ophthalmic Society Session - Endophthalmitis Course</b> <b>Chairman: Hassan AlDhibi</b> <b>Moderators: Yahya Alzahrani</b>
14:55 – 15:07	Introduction : Hassan AlDhibi
15:07 – 15:19	Post op Endophthalmitis : Amro Abukhashabah
15:19 – 15:31	Traumatic Endophthalmitis : Yahya Alzahrani
15:31 – 15:43	Endogenous Endophthalmitis : Abdulrahman Albloushi

15:43 – 15:55	Pediatric Endophthalmitis : Mohammad ALHazzazi
15:55 – 16:07	Endophthalmitis Vitrectomy Techniques and Indications : Abdullah ALQahtani
16:07 – 16:25	Discussion
<b>16:25 – 16:45</b>	<b>Break</b>
<b>16:45 – 18:15</b>	<b>Pakistan Vitreo Retinal Society Session - Advanced Diabetic Eye Disease (ADED)</b> <b>Chairperson: Sanaullah Jan</b> <b>Co-Chairperson: Qasim Lateef</b> <b>Moderator: Hussain Ahmad Khaqan</b>
16:45 – 17:00	How to Proceed a Patient of Advanced Diabetic Eye Disease : Abdul Hannan
17:00 -17:15	Choice of Vitrectomy Gauges for Advanced Diabetic Eye Disease : Hasnain Muhammad Bakhsh
17:15 – 17:30	Vitreous Hemorrhage : Aziz Jan Bashir
17:30 – 17:45	Segmentation in Advanced Diabetic Eye Disease : Hussain Ahmad Khaqan
17:45 – 18:00	Delamination in Advanced Diabetic Eye Disease : Qasim Lateef Chaudhry
18:00 – 18:15	Laser and Endotamponade in Advanced Eye Disease : Sanaullah Jan
<b>Grand Ballroom Hall 5</b>	
<b>8:00 – 9:00</b>	<b>STAAR and Fajre-Shahed ICL Breakfast Meeting</b> <b>Moderators: Ramin Salouti (Iran), Mathew Varghese (Oman)</b>
8:00 – 8:20	Tips to patient selection and EVO ICL surgery : Tamar Gamaly (UAE)
8:20 – 8:30	Update on ICL sizing : Ramin Salouti (Iran)
8:30 – 8:40	Long term evaluation of Biometric parameters and visual outcomes : Mohammad Ghoreishi (Iran)
8:40 – 9:00	Case presentations and panel discussion : Ramin Salouti, Tamar Gamaly, Mohamad Ghoreishi, Khosrow Jadidi
<b>9:00 – 10:45</b>	<b>MEACO_MIOC 2023 Opening Ceremony @ Madinat Al Irfan Theatre (MIT)</b>

10:45 – 12:15	<b>Free Paper Session - 3</b> <b>Cataract &amp; IOL</b> <b>Moderators: Amar Ailem ( Algeria), Wisam Shihadeh (Jordan), Faisal Al Mubarak (KSA)</b>
10:45 – 10:52	(Un)Avoidable Errors in Biometry : Ahmed Assaf (Egypt)
10:52 – 10:59	IOL Power Calculation on its Next Level – The “LPCM” Based on Modern CASTROP Formula : Ahmed Assaf (Egypt)
10:59 -11:06	IOL Power Selection in Mono Focal Case : Murad Abdalh (Jordan)
11:06 – 11:13	Cataract Surgery and Dry Eye : Matias Haffar (Argentina)
11:13 – 11:20	A Comparison of Treatment Approaches for Aphakia : Matias Haffar (Argentina)
11:20 – 11:27	Manual Marking vs Digital Marking System for Toric IOLs Implantation : Sergey Shukhaev (Russian Federation)
11:27 – 11:34	EDOF IOLs in Challenging Cases : Deyar Ibrahim (Iraq)
11:34 – 11:41	Examining the Effect of Cortex Suction Angle in Cataract Surgery on the Risk of Zonules Failure Using Finite Element Analysis : Seyed Hashem Daryabari (Iran)
11:41 – 11:48	Long-Term Results of “Laser”, “Femto Laser”, “Femto Phaco” And “Phaco” Cataract Surgery : Maiya Nemsitsveridze (Russian Federation)
11:48 – 11:55	The Efficacy and Safety of Nanoparticle-Based Loteprednol Etabonate 0.38% And 1% for the Management of Pain and Inflammation After Cataract Surgery: A Systematic Review and Meta-Analysis. : Bader Bashrahil (Saudi Arabia)
11:55 – 12:02	When EDOF Lenses are My First Choice? : Wisam Shihadeh (Jordan)
12:02 – 12:09	Visual Performance After Bilateral Micro Monovision With EDOF Lens: Do We Really Need Diffractive IOLs Anymore? : Bojan Kozomara (Bosnia and Herzegovina)
12:09 – 12:15	Q & A
<b>12:15 – 13:15</b>	<b>Lunch Break</b>
<b>13:15 – 14:45</b>	<b>Kuwait Ophthalmic Society Session</b> <b>Moderator: Adbullah Al-Khamees</b>
13:15 – 13:30	Comparison of Different Types of Secondary IOL Techniques When Combined with Keratoplasty : Faisal Al-Jassar
13:30 – 13:45	Therapeutic DALK for Microbial Keratitis : Faisal Al-Jassar

13:45 – 13:55	Pneumatic Retinopexy Tips and Tricks : Mahmoud Al-Rabiah
13:55 – 14:05	Laserless Posterior Retinotomy Technique to Drain Subretinal Fluid : Mahmoud Al-Rabiah
14:05 – 14:20	New Trends In Infectious Uveitis : Salem Al-Mutairi
14:20 – 14:35	Pachychoroid; New Term in Macular Diseases : Salem Al-Mutairi
14:35 – 14:45	Discussion
<b>14:45 – 14:55</b>	<b>Break</b>
<b>14:55 – 16:25</b>	<b>Ophthalmic Nursing Session 1 Developing the Future Moderators: Asia Al Hasani, Khadijah AL Busafi</b>
14:55 – 15:00	Introduction : Asia Al Dhamri (Oman)
15:00 – 15:45	Developing and Delivering a National Ophthalmic Nursing Programme (The Graduate Certificate in Ophthalmic Nursing) : Nadia Northway (UK)
15:45 – 16:10	A Research Proposal : Asia Al Dhamri (Oman)
16:10 – 16:25	Discussion
<b>16:25 – 16:45</b>	<b>Break</b>
<b>16:45 – 18:15</b>	<b>Ophthalmic Imaging Course Multimodal Imaging of Retinal Diseases Moderators: Anna Tan, Gavin Tan</b>
16:45 – 17:00	Introduction to OCT / OCTA Interpretation: How to Avoid Pitfalls : Anna Tan (Singapore)
17:00 – 17:15	Multimodal Imaging of AMD and PCV : Anna Tan (Singapore)
17:15 – 17:30	Multimodal Imaging in Diabetic Eye Disease : Gavin Tan (Singapore)
17:30 – 17:45	Multimodal Imaging of Inherited Retinal Diseases : Ranjana Mathur (Singapore)
17:45 – 18:00	Multimodal Imaging in Uveitis : Wiryasaputra Shaan (Singapore)
18:00 – 18:15	Advances in Multi Modal Imaging for the Optic Nerve in Glaucoma : Shamira Perera (Singapore)

## Grand Ballroom Hall 6

8:00 – 9:00	<b>Corneal Tattooing Workshop</b> <b>ALahmadi Hamad (Egypt)</b> <b>: Muhammad Riyaz (Oman)</b>
9:00 – 10:45	<b>MEACO_MIOC 2023 Opening Ceremony @ Madinat Al Irfan Theatre (MIT)</b>
10:45 – 12:15	<b>Free Papers Session – 4</b> <b>Paediatric/Strabismus Case presentations</b> <b>Moderators: Audrey Chia ( Singapore), Ahmed Al Jaloud ( KSA), Eman Habib ( Oman )</b>
10:45 – 10:51	Cyclic Strabismus : Alahmady Alsmman (Egypt)
10:51 – 10:57	A Case of Presumed Bilateral Acoria and Congenital Cataract Secondary to Congenital Rubella Infection, Clinical Features and Surgical Management : Amr Mohamed (Yemen)
10:57 – 11:03	Does Forced Duction Test During Surgery After Muscle Disinsertion Modify the Plan of Surgery? : Moustafa Salah Abdelhafez (Saudi Arabia)
11:03 – 11:09	Superior Oblique Weakening Surgery for Recurrent Hypotropia in a Case of Thyroid Ophthalmopathy : Moustafa Salah Abdelhafez (Saudi Arabia)
11:09 – 11:15	Unilateral Pre-Septal Cellulitis Post Strabismus Surgery: Case Report and Literature Review : Asaadd Alhabsi (Oman)
11:15 – 11:21	How to Tackle Safely Four Recti Muscles in One Eye, The Power of Plication : Amr Mohamed (Yemen)
11:21 – 11:27	Supernumerary Medial Rectus Muscle Of The Orbit : Waleed Khayyat (Saudi Arabia)
11:27 – 11:33	Congenital Cataract vs Persistent Fetal Vasculature : Omer Abdullah (Iraq)
11:33 – 11:39	Homozygous Variant FOXE3 Causes Autosomal Recessive Anterior Segment Dysgenesis Type 2: A Case Report : Moosa Allawati (Oman)
11:39 – 11:45	Acute Bilateral Blindness in a Child Due to Non-Paraneoplastic Autoimmune Retinopathy (NPAIR) : Case Report and Literature Review : Noor Aljabri (Oman)
11:45 – 11:51	Ocular Motor Apraxia in Juvenile Amyotrophic Lateral Sclerosis : Rachna Vinaya Kumar (India)
11:51 – 11:57	Clinical Findings and Management of Functional Convergence Spasm : Shadha Altaii (Oman)
11:57 – 12:15	Q & A

<b>12:15 – 13:15</b>	<b>Lunch Break</b>
<b>13:15 – 14:45</b>	<b>Free Papers Session – 6 Paediatric Ophthalmology Moderators: Yvonee Ling (Singapore), Hussain Al Hermi ( Bahrain ), Abdullah Khan (KSA),</b>
13:15 – 13:22	To Study the Role of Omega Fatty Acids as an Adjuvant Therapy in Treatment of Amblyopia : Shipra Sharda (India)
13:22 – 13:29	Ocular Associations in Congenital Deafness : Rachna Vinaya Kumar (India)
13:29 – 13:36	Anisometropia and Its Association With Ocular Biometric Components in School-Age Children : Azadeh Farahi (Iran)
13:36 – 13:43	Anterior Segment Indices in Mentally Retarded Children : Mehdi Khabazkhoob (Iran)
13:43 – 13:50	Cycloplegic Refraction by Atropine 1% In Compare With Cyclopentolate 1% in Hypermetropic Children : Samia A Abdelatei Amer (Libya)
13:50 – 13:57	Consecutive Exotropia: Tips & Tricks in Evaluation and Management : Amr Mohamed (Yemen)
13:57 – 14:04	Systemic Outcomes Associated With the Method of Anesthesia Used While Performing Anti-VEGF Injections for Retinopathy Of Prematurity (ROP) Patients: General Anesthesia (GA) Vs Local Anesthesia (LA) : Asaadd Alhabsi (Oman)
14:04 – 14:11	The Short- and Long-Term Success Rate of Sensory Strabismus After Strabismus Surgery at a Tertiary Hospital and the Effect of Age on Surgical Success. : Mahmoud Ismail (Saudi Arabia)
14:11 – 14:18	Does Medial Rectus Insertion Site Have Relation to Severity of Esotropia? : Moustafa Salah Abdelhafez (Saudi Arabia)
14:18 – 14:25	The Effect of Atropine Eye Drops 0.01% on Myopic Libyan Children : Ehsan Alabassi (Libya)
14:25 – 14:32	The Effectiveness of Over Minus Lens Therapy for the Management of Intermittent Exotropia: A Systematic Review and Meta-Analysis of Randomized Controlled Trials : Bader Bashrahil (Saudi Arabia)
14:32 – 14:39	The Clinical Profile of Strabismus at Makka Eye Hospital : Arwa Abdellatif Elamin Abdalla (Sudan)
14:39 – 14:45	Q & A
<b>14:45 – 14:55</b>	<b>Break</b>
<b>14:55 – 16:25</b>	<b>Tunisian Ophthalmological Society Session Update in Ocular Imaging Moderator: Mohamed Ghorbel</b>



14:55 – 15:05	Imaging in Corneal Infections, from Diagnosis to Treatment : Mohamed Ghorbel
15:05 – 15:15	AS-OCT Contribution in Keratoplasty Assessment : Monia Cheour, Mariem Ouederni
15:15 – 15:25	Glaucoma Imaging Update : Asma Hsairi
15:25 – 15:40	Discussion
15:40 – 15:50	Imaging of Inflammatory Retinal Vascular Pathologies : Wafa Ammari
15:50 – 16:00	What Imaging Techniques in Diabetic Macular Edema : Imene Ammous
16:00 – 16:10	OCT and OCT Angiography in Neuroophthalmology, An Important Biomarkers : Besma Ben Achour
16:10 – 16:25	Discussion
<b>16:25 – 16:45</b>	<b>Break</b>
<b>16:45 – 18:15</b>	<b>Listen to Ophthalmology in French Language Symposium Francophone Chairpersons: Mustapha Djabour, Asmaa Kettani, Amel Ouertani, Talal AlBusaidi</b>
16:45 – 16:56	Le décollement de rétine par déchirure géante: attitude pratique : Mustapha Djabour ( Algerie)
16:56 – 17:07	Pathologies cristalliniennes et Glaucomes :Jalal Aberkane ( Algerie)
17:07 – 17:18	Gestion de la rétinopathie des prématurés : Ihab Saad Othman (Égypte)
17:18 – 17:29	Actualités dans le traitement de la rétinopathie Diabétique ( OMD) : Mohammed Abu Shahedeh ( Jordanie)
17:29 – 17:40	Gestion de la maladie de Coats chez l'enfant :Asmaa Kettani ( Maroc)
17:40 – 17:51	Imagerie dans la fermeture de l'angle : du diagnostic au traitement : L.Rais I.Lazrak ( Morroco)
17:51 – 18:02	Cataracte congénitale : quoi de neuf en 2023 : Monia Cheour ( Tunisie)
18:02 – 18:15	Discussion

## Meeting Room 8 & 9

<b>8:00 – 9:00</b>	<b>Optometry Updates</b> <b>Moderators: Gopi Vankudre, Yazan Gammoh</b>
8:00 – 8:15	From a GOOD Optometrist to a BETTER Optometrist: Practicing Pearls : Babu Noushad Pilaparambil (Oman)
8:15 – 8:30	Optometry Practise in Saudi Arabia : Bassima Alduligan (KSA)
8:30 – 8:45	Community Eye Health : Ameer Abou Adela (Lebanon)
8:45 – 9:00	Predicting Refractive Error From Retinal Fundus Photo : Sawsan Al Balushi (Oman)
<b>9:00 – 10:45</b>	<b>MEACO_MIOC 2023 Opening Ceremony @ Madinat Al Irfan Theatre (MIT)</b>
<b>10:45 – 12:15</b>	<b>Optometry: Paediatric Optometry and Binocular Vision Session</b> <b>Moderators: Zoelfigar Dafalla, Janitha P Ayyappan</b>
10:45 – 11:15	Myopia Management Strategies: An Overview : Yazan Gammoh (Jordan)
11:15 – 11:25	A Systematic Review and Meta-Analysis of Convergence Insufficiency Prevalence and Management Options : Zoelfigar Dafalla Mohamed (Oman)
11:25 – 11:35	Pearls In Paediatric Optometry : Janitha P Ayyappan (Oman)
11:35 – 11:45	What is New in Strabismus Measurement? : Vidya Thomas (Oman)
11:45 – 11:55	Accommodative EsoTropia and its Management : Shafiq Ahmed (Oman)
11:55 – 12:05	Orthoptic Assessment: Tips for Optimal Workup : Rathath Al Kalbani (Oman)
12:05 – 12:15	Q & A
<b>12:15 – 13:15</b>	<b>Lunch Break</b>
<b>13:15 – 14:45</b>	<b>Orthoptic Workshop " Any Eye-dea What Orthoptics is? "</b> <b>Catherine Ng &amp; Zoe Deuxberry</b> <b>Moderator: Sawsan Al Balushi</b>
13:15 – 14:05	Common Types of Strabismus in Paediatrics and How Orthoptics Can Help
14:05 – 14:25	Checking all Types of Vision in all Ages
14:25 – 14:45	Demonstrating Orthoptic Assessment

<b>14:45 – 14:55</b>	<b>Break</b>
<b>14:55 – 16:25</b>	<b>Optometry Optics Session</b> <b>Moderators: Galal Ismail, Ameer Abou Adela</b>
14:55 – 15:10	Promoters of Spectacles Wear Among Undergraduate University Students : Gopi Vankudre (Oman)
15:15 – 15:35	Progressive Power Spectacle Lenses : Galal Ismail (Oman)
15:35 – 15:55	Effect of Electronic Devices on Dry Eye Syndrome Among University Students : Mohameed Al Shamsi (Oman)
15:55 – 16:15	A Journey Through Optical Lenses : Amna Al Matroushi (Oman)
16:15 – 16:25	Computer Vision Syndrome : Azza Al Nasri (Oman)
<b>16:25 – 16:45</b>	<b>Break</b>
<b>16:45 – 18:15</b>	<b>Optometry Dispensing Workshop</b> <b>– Dispensing Optical Glasses Manually</b> <b>Moderators: Azza Al Ansari</b> Dispensing Optical Glasses Manually : Noof Al Ghailani (Oman)
<b>Meeting Room 10</b>	
<b>8:00 – 9:00</b>	<b>Free Paper Session – 2</b> <b>Video Presentations</b> <b>Moderators:</b> <b>Nancy Al Raqqad (Jordan), Haitham Al Mahrouqi (Oman), Hamad Azaroug</b>
8:00 – 8:06	No Tissue No Problem! : Nancy Al Raqqad (Jordan)
8:06 – 8:12	Your Second Hand Can Save Your Cornea : Nermeen Ayaad (Egypt)
8:12 – 8:18	EDTA Chelation of Calcific Band Keratopathy Using Blood Tubes : Haitham Al Mahrouqi (Oman)
8:18 – 8:24	Semi-Closed Eye Penetrating Keratoplasty : Shiva Pirhadi (Iran)
8:24 – 8:30	Corneal Tattoo : Alahmady Alsmman (Egypt)

8:30 – 8:36	Ice Fishing in Cataract : Alahmady Alsmman (Egypt)
8:36 – 8:42	Boston Keratoprosthesis Following Artificial Iris Induced Aniridia and Corneal Decompensation : Wisam Shihadeh (Jordan)
8:42 : 8:48	Corectopia Centration Using Endocautery and Sutures With Three Piece Lens Scleral Fixation in a Patient With a History of Trauma and Vitrectomy. : Essam Sabah Al Rubaye (Iraq)
8:48 – 8:54	Artificial Iris Implantation in Aniridia : Kamal Okasha (Palestine, State Of)
8:54 – 9:00	Iatrogenic Subtotal Iris Dialysis During Pupil Vestic Dilating Ring Removal : Radwan Sawas (United Arab Emirates)
<b>9:00 – 10:45</b>	<b>MEACO_MIOC 2023 Opening Ceremony @ Madinat Al Irfan Theatre (MIT)</b>
<b>10:45 – 12:15</b>	<b>Free Paper Session - 5 Neuro-ophthalmology/Oncology/Mixed Moderators: Ihab Saad Othman (Egypt), Basamat AlMoallem (KSA), Nihal Hassan (Egypt)</b>
10:45 – 10:52	Ocular Tumors in Opaque Ocular Media: Is There Really A Conservative Management?? : Ihab Saad Othman (Egypt)
10:52 – 10:59	Comparative Study of Two Wide Angle Viewing Systems in Evaluation Of Retinoblastoma In Pediatric Age Group : Ihab Saad Othman (Egypt)
10:59 – 11:06	Swept-Source Optical Coherence Tomography and Swept-Source Optical Coherence Tomography Angiography Findings in Circumscribed Choroidal Hemangioma Before and After Transpupillary Thermotherapy : Ibadulla Mirzayev (Turkey)
11:06 – 11:13	Assessment of Macular Microcirculation in Patients With Multiple Sclerosis by Swept-Source Optical Coherence Tomography Angiography : Serhat Eker (Turkey)
11:13 – 11:20	Neuro Ophthalmic Manifestations of Covid-19 : Rachna Vinaya Kumar (India)
11:20 – 11:27	Look at Fundus .. Solve .. Save Life : Mahmoud Albanna (Egypt)
11:27 – 11:34	Ultrasonography in Infancy With Media Opacity : Nihal Hassan (Egypt)
11:34 – 11:41	OCT Biomarkers in Wet Type Age Related Macular Degeneration : Nihal Hassan (Egypt)
11:41 – 11:48	Macular and Retinal Nerve Fiber Layer Thickness in Diagnosis of Multiple Sclerosis and Optic Neuritis : Mehdi Khabazkhoob (Iran)
11:48 – 11:55	Lesson Learned from Managing Susac Syndrome : Abeir Baltmr (UK)

11:55 – 12:02	Intravitreal Anti-VEGF Injections and PCR During Cataract Surgery : Sara Atta (Oman)
12:02 – 12:15	Q & A
<b>12:15 – 13:15</b>	<b>Lunch Break</b>
<b>13:15 – 14:45</b>	<b>Free Paper Session - 7 Mixed/Epidemiology Moderators: Kishore H (Oman), Femi Babalola ( Nigeria ), Faisal Naqadan(Qatar)</b>
13:15 – 13:22	Bulbar Conjunctival Thickness in Eyes With Pseudoexfoliation Using Anterior Segment OCT : Mahla Shadravan (Iran)
13:22 – 13:29	Distribution and Three-Year Changes of Corneal Volume and Its Determinants in Children : Mohamadreza Aghamirsalim (Iran)
13:29 – 13:36	A Systematic Review and Meta-Analysis of Convergence Insufficiency Prevalence and Management Options : Zoelfigar Mohamed (Oman)
13:36 – 13:43	The Prevalence and Causes of Visual Impairment in Al Rustaq Hospital. : Zainab Al Harthi (Oman)
13:43 – 13:50	How Sudan Successfully Eliminated Onchocerciasis From Africa's Largest Focus : Kamaleldin Hashim Mohamed Osman (Sudan)
13:50 – 13:57	Anterior Chamber Indices in 6-12 Year-Old Children : Mehdi Khabazkhoob (Iran)
13:57 – 14:04	Myopia in Southern Urals : Gylli Kazakbaeva (Russian Federation)
14:04 – 14:11	Head of National Committee of Prevention of Blindness. Ministry of Health Libya : Abubaker Traina (United Kingdom)
14:11 – 14:18	Trachoma Prevalence, Baseline Survey Conducted In Southing Of Libya : Abubaker Traina (United Kingdom)
14:18 – 14:25	Is Trachoma Still A Health Issue In Libya ? : Abubaker Traina (United Kingdom)
14:25 – 14:32	Visual Rehabilitation Waking Up the Brain : Sara Idmane (Morocco)
14:32 – 14:39	Assessment of Refractive Error and AC/A ratio Among Esotropic School Aged-Children : Areej Khalifa Mahjoub (Sudan)
14:39 – 14:45	Q & A
<b>14:45 – 14:55</b>	<b>Break</b>
<b>14:55 – 16:25</b>	<b>Free Paper Session - 8 Glaucoma</b>

	<b>Moderators: Monia Cheour (Tunisia), Wisam Shihadeh (Jordan), Abdul Wakil Alugail (Oman)</b>
14:55 – 15:02	Augmented Adjunctive MMC in Combined Phacotrabeculectomy : Ahmed M. Saeed (Egypt)
15:02 – 15:09	Pretreatment With Frequent Topical Betamethasone in Ahmed Glaucoma Valve Implantation : Kourosh Sheibani (Iran)
15:09 – 15:16	Is Post-Trabeculectomy Serous Choroidal Detachment A Risk Factor For Failure in the Long Term : Kourosh Sheibani (Iran)
15:16 – 15:23	Microvasculature Density Changes in Early Open-Angle Glaucoma: OCT Angiography Analysis : Abdala Majdi (Libya)
15:23 – 15:30	Phacoemulsification Versus Laser Peripheral Iridotomy for Treating Acute Primary Angle Closure Glaucoma: A Systematic Review And Meta-Analysis. : Faisal Aljahdali (Saudi Arabia)
15:30 – 15:37	The Profile of Intraocular Pressure Measurement With Noncontact Tonometer in Children : Mohamadreza Aghamirsalim (Iran)
15:37 – 15:44	Which was Better to Control Intra Ocular Pressure! TRAB Vs Deep Sclerectomy : Eman Amr (Libya)
15:44 – 15:51	To Trab or To Tube: Tips to Make the Right Call : Wisam Shihadeh (Jordan)
15:51 – 15:58	Micropulse Transscleral Laser Therapy (TLT): The Answer for Various Challenging Situations : Wisam Shihadeh (Jordan)
15:58 – 16:05	Is Trabeculectomy Still the Treatment of Choice for Advanced Glaucoma ? : Monia Cheour (Tunisia)
16:05 – 16:12	A Population Based Survey of Prevalence of Glaucoma in South Libya (2022-2023) : Mourad Elmezughi (Libya)
16:12 – 16:25	Q & A
<b>16:25 – 16:45</b>	<b>Break</b>
16:45 -->	<b>LIVE Surgery Session</b>
<b>Meeting Room 11</b>	
<b>8:00 – 9:00</b>	<b>Wet Labs: Phaco+IOL</b>
<b>9:00 – 10:45</b>	<b>MEACO_MIOC 2023 Opening Ceremony @ Madinat Al Irfan Theatre (MIT)</b>
<b>10:45 – 16:25</b>	<b>Wet Labs: Phaco+IOL</b>
<b>16:45 – 18:15</b>	<b>Wet Labs : Suturing</b>



## Meeting Room 12

<b>8:00 – 9:00</b>	<b>Wet Labs : Suturing</b>
<b>9:00 – 10:45</b>	<b>MEACO_MIOC 2023 Opening Ceremony @ Madinat Al Irfan Theatre (MIT)</b>
<b>10:45 – 18:15</b>	<b>Wet Labs: Suturing</b>

<b>Auditorium</b>	
<b>9:00 – 10:00</b>	<b>Visual Field Interpretation Workshop</b> <b>Shamira Perera (Singapore)</b> <b>Moderator: Adil Almusallami (Oman)</b>
<b>10: 00 – 10:15</b>	<b>Break</b>
<b>10:15 – 11:45</b>	<b>Glaucoma Session 4</b> <b>Middle East Area (MEA) Glaucoma Societies</b> <b>-How Glaucoma is Managed in Middle East and Africa</b> <b>Chairpersons : Fatima Kyari , Jalal Abarkane</b>
10:15 – 10:25	Measuring IOP: How and What is New ? Jalal Abarkane (Algeria)
10:25 – 10:35	Gonioscopy-Assisted Transluminal Trabeculotomy in Adult Yasmine El Sayed (Egypt)
10:35 – 10:45	Ahmed Valve Complications: What to do ? Mohamed Ali El Afrit (Tunisia)
10:45 – 10:55	Innovation in Glaucoma Surgeries Omnia Hamam (UAE)
10:55 – 11:05	Glaucoma and Myopia: The Challenge Ahead Zeynep Ozturker (Turkey)
11:05 – 11:15	How to Manage Glaucoma After Vitreoretinal Surgeries Nuha Fayomy (Syria)
11:15 – 11:25	Glaucoma Clinical and Research Network (Glaucoma-NET): Partnerships and Shared Learning Fatima Kyari (Nigeria)
11:25 – 11:35	Mangement of Filtration Blebs Loubna El Maaloum (Morocco)
11:35 – 11:45	Discussion
<b>11:45 – 12:45</b>	<b>Lunch Break</b>
<b>12:45 – 14:15</b>	<b>Oculoplasty Session 2</b> <b>The Eyelid</b> <b>Chairpersons : Essam ElToukhy, Christoph Hintschich, Mohammed Elbelhadji</b>
12:45 – 13:00	Tarsoconjunctival Flaps; History and Novel Applications; <b>A Keynote Lecture</b> : Jeremiah Tao (USA)

13:00 – 13:09	Major Eyelid Reconstruction: Is it Really Necessary? : Ihab Othman (Egypt)
13:09 – 13:18	Management of Congenital Eyelid Malformations : Christoph Hintschich (Germany)
13:18 – 13:27	Surgical Technique for Upper Eyelid Congenital Entropion : Hela Kamoun (Tunisia)
13:27 – 13:36	Uncommon Solutions to Common Problems in Eyelid Surgery : Pete Setabutr (USA)
13:36 – 13:45	Eyelid Surgery in Graves' Orbitopathy : Christoph Hintschich (Germany)
13:45 – 13:54	Meibomian Duct Dilatation : Essam ElToukhy (Egypt)
13:54 – 14:03	Contribution of Autologous Fibrinous Membrane in the Treatment of Severe Ocular Surface Diseases : Mohammed Elbelhadji (Morocco)
14:03 – 14:12	Periocular Malignancies; Surgery or Alternative Options? : Al Yaqdhan Alghafri (Oman)
14:12 – 14:15	Q & A
<b>14:15 – 14:30</b>	<b>Break</b>
<b>14:30 - 16:00</b>	<b>Glaucoma Session 5</b> <b>MEAGS in Collaboration with EGS</b> <b>-Hot Points in Glaucoma</b> <b>Chairpersons : Amel Ouertani, Ingeborg Stalmans</b>
14:30 – 14:43	Is IOP Fluctuation a Risk Factor for Glaucoma? : Norbert Pfeiffer (Germany)
14:43 – 14:56	Innovative Glaucoma Medications: Forms, Indications, and Side Effects : Gordana Sunaric Megevand (Switzerland)
14:56 – 15:09	Management of Primary Angle Closure Without Optic Neuropathy : Amel Ouertani (Tunisia)
15:09 – 15:22	Artificial Intelligence and Glaucoma Screening: Current Projects in the MEA Region : Mohannad Albdour (Jordan)
15:22 – 15:35	Glaucoma Progression: Detection and Management : Abdullahi Sadiq (Nigeria)
15:35 – 15:48	Neuroprotection – Is There More Beyond IOP? : Gauti Jóhannesson (Sweden)
15:48 – 16:00	Discussion

<b>16:00 - 16:30</b>	<b>Break</b>
<b>16:30 - 18:00</b>	<b>Oculoplasty Session 3 Lacrimal Time Moderators: Mahmoud Al-Salem, Jane Olver, Syed Ali Raza</b>
16:30 – 16:45	Tips on Endoscopic Endonasal Surgery: <b>A Keynote Lecture</b> : Jane Olver (UK)
16:45 – 16:54	Work Up of Epiphora Patients! : Syed Ali Raza (Oman)
16:54 – 17:03	The Myriad Causes of Epiphora, and the Lacrimal Vicious Circle : Jane Olver (UK)
17:03 – 17:12	The Role of CT-Dacryocystography in the Management of Chronic Dacryo-Cystitis : Mohammed Elbelhadji (Morocco)
17:12 – 17:21	Management of Canalicular Obstructions : Francesco Leoni (Italy)
17:21 – 17:30	Jones Tubes : Jane Olver (UK)
17:30 – 17:39	Tips and Tricks for Bloodless DCR : Tariq Doais (Yemen)
17:39 – 17:48	Unusual and Challenging Cases of Lacrimal System : Mahmoud Al-Salem (Jordan)
17:48 – 17:57	Changing Field of Dacryology : Jane Olver (UK)
<b>18:00 – 18:10</b>	<b>Break</b>
<b>18:10 – 18:25</b>	<b>Keynote Lecture - 2 Challenging Cases of Keratitis : Khalid Tabbara (KSA)</b>
<b>18:25 – 18:30</b>	<b>Q &amp; A</b>
<b>18:30 – 18:45</b>	<b>Keynote Lecture - 3 Scleral Fixation Tips and Techniques : Cathleen McCabe (USA)</b>
<b>19:00</b>	<b>Gala Dinner with Unique Omani Cultural Experience</b>

<b>Junior Ballroom</b>	
<b>9:00 – 10:00</b>	<p><b>Cornea Session 1 (AAO Session)</b>  <b>Keratoconus: Update to the Future</b>  <b>Moderators: Jod Mehta, Ashraf Armia, Tamer Gamaly</b></p>
9:00 – 9:08	Do Cellular Change Precede Biomechanical in KC : Jodhbir S. Mehta (Singapore)
9:08 – 9:16	AI in Keratoconus : Ashraf Armia Balamoun (Egypt)
9:16 – 9:24	Phakic IOL in Keratoconus : Tamer O. Gamaly (UAE)
9:24 – 9:32	PTK and CXL for KC : Miguel M Rechichi (Italy)
9:32 – 9:40	CXL – Studies on Riboflavin and UV : Cosimo Mazzotta (Italy)
9:40 – 9:48	KeraVio violet light : Hidenaga Kobashi (Japan)
9:48 – 9:56	Stromal regeneration for KC : Jorge L Alió (Spain)
9:56 – 10:00	Q & A
<b>10:00 – 10:15</b>	<b>Break</b>
<b>10:15 – 11:45</b>	<p><b>Cornea Session</b>  <b>Kerato-Concepts evolution in 2023</b>  <b>Chairman: Mohamed Hosny</b>  <b>Panelists: Berthold Seitz, Ali Al Rajhi</b></p>
10:15 – 10:35	Newest IC3D Classification of Corneal Dystrophies : Berthold Seitz (Germany)
10:35 – 10:50	Keratoconus Myths : Michael Belin (USA)
10:50 – 11:00	DALK for Complex Keratoconus : Jod Mehta (Singapore)
11:00 – 11:10	DSAEK in CHED ,Causes of Success and Failure : Ali Al Rajhi (KSA)
11:10 – 11:20	Infective Keratitis , Contemporary Management in 2023 : Mohamed Hosny (Egypt)

11:20 – 11:30	Corneal Graft Rejection : Muawya Albdour (Jordan)
11:30 – 11:40	Use of Anterior Segment OCT in the Diagnosis of Ocular Surface Lesions : Fouad Alsayad (Egypt)
11:40 – 11:45	Q & A
<b>11:45 – 12:45</b>	<b>Lunch Break</b>
<b>12:45 – 14:15</b>	<b>Cataract Surgery Session 1 (AAO session)</b> <b>Moderators: Omid Kermani, Anas Anbari</b>
	<b>Part I: The Transition to Refractive Cataract Surgery</b>
12:45 – 12:55	The Art of Refractive Cataract Surgery : Fuxiang Zhang (USA)
12:55 – 13:05	Make the Right IOL Choice in Presbyopia Correction : Kjell Gunnar Gundersen (Norway)
13:05 – 13:15	Challenges of Presbyopia Correcting IOL Following LVC : Ruth Lapid-Gorzak (Netherlands)
	<b>Part II: No Capsule, No Problem</b>
13:15 – 13:25	Sulcus Fixated IOL Challenges and Techniques : Boris Malyugin (Russia)
13:25 – 13:35	Anterior Chamber and Iris-Fixated IOL : Anas Anbari (UK)
13:35 – 13:45	Custom Made Anterior Chamber IOL – Case Reports : Omid Kermani (Germany)
	<b>Part III: Cataract Surgery Co-Morbidities</b>
13:45 – 13:55	Cataract Surgery and Retinal Co-Morbidities : Ozana Moraru (Romania)
13:55 – 14:05	Cataract Surgery and Corneal Co-Morbidities : Ahmed Assaf (Egypt)
14:05 – 14:15	Cataract Surgery and Glaucoma : Ozlem Evren Kemer (Turkey)
<b>14:15 – 14:30</b>	<b>Break</b>
<b>14:30 - 16:00</b>	<b>Cataract Surgery Session 2</b> <b>Cataract Conundrums: Navigating IOL Challenges and Solutions</b> <b>Moderator: Ahmed Assaf</b> <b>Chairpersons: Boris Malyugin, Cathleen McCabe, Maan Al Barry</b>
14:30- 14:40	What Did I Miss? : Mazen Sinjab (UAE)



14:40- 14:50	Cataract Challenges in Megalophthalmos and Francois Corneal Dystrophy : Boris Malyugin (Russia)
14:50- 15:00	Scleral Fixation IOL, Tips for Better Outcome : Anoud Alsaati (KSA)
15:00- 15:10	Scleral-Fixated Aniridia IOL in Traumatic Aphakia & Aniridia : Hossam Ziada (Egypt)
15:10- 15:20	Late In-the-bag IOL Dislocations: Low Tech and Innovative Solutions : Cathleen McCabe (USA)
15:20- 15:30	Opaque IOL Exchange : Salah Mahjoub (Tunisia)
15:30- 15:40	Saving a Drafting Lens; A Journey From Subluxation into Centration : Nancy Al Raqqad (Jordan)
15:40- 15:50	IOL Exchange and Beyond : Hatem Ammar (Egypt)
15:50 – 16:00	Managing IOL Capsular Bag Displacement: Different Scenarios : Yehia Salah (Egypt)
16:00- 16:30	<b>Break</b>
<b>16:30 - 18:00</b>	<b>Cataract Surgery Session 3</b> <b>Mastering the Art of Phacoemulsification in Challenging Cases and Overcoming Complications</b> <b>Moderator: Nancy Al Raqqad</b> <b>Chairpersons: Ozana Moraru, Osamah Alhasani, Yehia Salah</b>
16:30 – 16:32	Introduction : Nancy Al Raqqad (Jordan)
16:32- 16:42	Winnie the Pooh Syndrome, Managing the Misbehaving IOL : Paul Ursell (UK)
16:42- 16:52	Conquering Rock Hard Cataracts : Hatem Ammar (Egypt)
16:52- 17:02	Hyper-mature Cataract: Overcoming Challenges : Yehia Salah (Egypt)
17:02- 17:12	Mission Impossible with Uveitic Cataract : Hossam Ziada (Egypt)
17:12- 17:22	Phacoemulsification in Extreme Kyphosis : Cathleen McCabe (USA)
17:22- 17:32	Much Tougher than Anticipated : Ahmed Assaf (Egypt)

17:32- 17:42	Pick-a- Boo , I see you : Anoud Alsaati (KSA)
17:42 - 17:52	Night Driving in a Storm : Mohamed Hosny (Egypt)
17:52 – 18:00	Conclusion & Remarks : Nancy Al Raqqad (Jordan)
<b>18:00 – 18:10</b>	<b>Break</b>
18:10 – 18:45	<b>Keynote Lecture - 4</b> <b>For General Ophthalmologists</b> <b>Iris Lesions : When to Worry</b> <b>: Arun Singh (USA)</b>
<b>19:00</b>	<b>Gala Dinner with Unique Omani Cultural Experience</b>
<b>Grand Ballroom Hall 1</b>	
<b>9:00 – 10:00</b>	<b>Uveitis Course</b> <b>Chairperson: Naila Al Harthi</b> <b>Moderator: Zamzam Al-Baker</b>
9:00 – 9:10	Uveitis Epidemiology & Classification : Zamzam Al-Baker (Qatar)
9:10 – 9:25	Uveitis Clinical Evaluation : Naila Al Harthi (Oman)
9:25 – 9:35	Uveitis Multimodal Imaging 1 : Fahd Quhill (UAE)
9:35 – 9:45	Uveitis Multimodal Imaging 2 : Olfa Fekih (Tunisia)
9:45 – 9:55	Uveitis Investigations : Majid Al Shaaibi (Oman)
9:55 – 10:00	Q&A
<b>10:00 – 10:15</b>	<b>Break</b>
<b>10:15 – 11:45</b>	<b>Neuro-Ophthalmology Session 2</b> <b>Approach to the Patient with Double Vision</b> <b>Chairperson: Sherif Kamel</b> <b>Moderators: Ama Sadaka, Nisreen Al Balushi</b>

10:15 – 10:25	Taking the history : Nisreen Al Balushi (Oman)
10:25 – 10:35	Doing the Exam : Dana Al Bareiki (KSA)
10:35 – 10:50	Is it Muscle? : Rana Al Senawi (Oman)
10:50 – 11:05	Is it Nerve ? : Sherif Kamel (Egypt)
11:05 – 11:20	Is it Brainstem? : Ama Sadaka (Lebanon)
11:20 – 11:35	Is it Neuromuscular ? : Karl Golnik (USA)
11:35 - 11:45	Discussion
<b>11:45 – 12:45</b>	<b>Lunch Break</b>
<b>12:45 – 14:15</b>	<b>Uveitis Session 1</b> <b>Infectious &amp; Non-infectious Uveitis Update</b> <b>Chairperson: Khalid Tabbara</b> <b>Moderator: Wiryasaputra Shaan</b>
12:45 – 13:05	Anterior Uveitis : Wiryasaputra Shaan (Singapore)
13:05 – 13:25	Intermediate Uveitis : Sumali Deb (Oman)
13:25 – 13:45	Posterior Uveitis : Khalid Tabbara (KSA)
13:45 – 14:10	Panuveitis : Wiryasaputra Shaan (Singapore)
14:10 – 14:15	Q&A
<b>14:15 – 14:30</b>	<b>Break</b>
<b>14:30 – 15:30</b>	<b>Industry Session 3 (Bayer)</b> <b>Moderator: Rashid Al Saidi (Oman)</b>
14:30 – 14:50	From Theory to Clinical Practice : Francesco Pichi (UAE)
14:50 – 15:10	Aflibercept, Extended Journey of Trust : Ammar Safar (UAE)
15:10 – 15:30	Q & A

<b>15:30 – 15:40</b>	<b>Break</b>
<b>15:40 – 16:10</b>	<b>Industry Session 4</b> <b>Novartis Symposium</b> <b>Visionary Insights</b> <b>:Navigating the Complexities of Diabetic Macular Edema</b> <b>Ammar Safar (UAE)</b> <b>Moderator: Rashid al Saidi (Oman)</b>
<b>16:10 – 16:30</b>	<b>Break</b>
<b>16:30 - 18:00</b>	<b>Retina Session 3</b> <b>Challenges in Complicated Cases in Vitreoretinal Surgery</b> <b>Moderators:</b> <b>Anselm Kampik, Youssef Al Ahmar, Mohammed Al Abri</b>
16:30 - 16:40	Cataract Surgery Complications: Vitreo-Retina Perspectives : Mohammed Al Abri (Oman)
16:40 - 16:50	PPV for Dropped CTR Scleral Fixated IOL+ Pericardial Patch Graft in Marfan Girl (Video) :Mohamed Hazazi (KSA)
16:50 – 17:00	Lift and Fix the Dropped IOL : Hussain Khaqan (Pakistan)
17:00 – 17:10	Short-term Total Tamponade in Complex Retinal Detachment with Severe PVR : Omar Trabelsi (Tunisia)
17:10 – 17:20	Odd Things and Techniques : Hemant Trehan (Oman)
17:20 - 17:30	Vitreomacular Disorders in Young Patients : Youssef Al Ahmar (Oman)
17:30 – 17:40	Persistent Fetal Vasculature (PFV) Management : Yahya Al-Zahrani (KSA)
17:40- 17:50	Complex Syndromic Pediatric RRD: Surgical Technique & Outcome : Hassan Mortadha (Egypt)
17:50 – 18:00	Surgery of PVR: Principles and Open Questions : Anselm Kampik (Germany)
<b>19:00</b>	<b>Gala Dinner with Unique Omani Cultural Experience</b>

Grand Ballroom Hall 2	
9:00 – 10:00	<p><b>Paediatric Ophthalmology Course</b>  <b>Decision Making for Adult Strabismus Surgery</b>                      : Yvonne Ling (Singapore)                      : Muna Al Ajmi (Oman)                      : Catherine Ng (Singapore)                      : Zoe Deuxberry (Singapore)</p>
	<p>Course Content:</p> <ul style="list-style-type: none"> <li>a. Indication for surgery</li> <li>b. Timing</li> <li>c. Counselling</li> <li>d. Orthoptic assessment and other investigation</li> <li>e. Surgical Planning</li> <li>f. Post-op Management</li> </ul> <p>Actual cases will be presented and discussed.</p>
10:00 – 10:15	<b>Break</b>
10:15 – 11:45	<p><b>MEOM Session</b>  <b>Ophthalmology updates</b>  <b>Moderator: Mohammed Al Amri</b>  <b>Panellists:</b>  <b>Ashraf Armia, Safwan Al-Bayati</b></p>
10:15 – 10:20	<p>Introduction                      : Mohammed Al Amri (UAE)</p>
10:20 – 10:28	<p>Hybrid Trifocal Technology                      : Ashraf Armia (Egypt)</p>
10:28 – 10:36	<p>New Techniques for better outcome in Glaucoma                      : Yasmine El Sayed (Egypt)</p>
10:36 – 10:44	<p>Hard Cataract Made Easy                      : Yehia Salah (Egypt)</p>
10:44 – 10:52	<p>Anti-VEGF updates                      : Mohammed Al Amri (UAE)</p>
10:52 – 11:00	<p>Cornea Refractive Surgery Updates                      : Ahmed Mohamed Ghoniem (Egypt)</p>
11:00 – 11:08	<p>Scleral fixation IOL tips and tricks</p>

	: Abdullah Alqahtani (KSA)
11:08 – 11:16	New Update in Lenticular Extraction ( SMART SMILE ) : Safwan Al-Bayati (UAE)
11:16 – 11:24	OSD New Modulates : Osama Giledi (UAE)
11:24 – 11:32	Macular Surgery Updates : Mohamed Awadalla (UAE)
11:32 – 11:45	Questions and Answers
<b>11:45 – 12:45</b>	<b>Lunch Break</b>
<b>12:45 – 14:15</b>	<b>Paediatric Ophthalmology Session 2</b> <b>Stop Myopia Progression</b> <b>Chairpersons : Audrey Chia, Ramesh Kekunnaya, Muna Al Ajmi</b>
12:45 – 13:00	History of Myopia Intervention : Audrey Chia (Singapore)
13:00 – 13:15	Customised Treatment or Comprehensive Approach to Reduce Myopia Progression : Ramesh Kekunnaya (India)
13:15 – 13:25	Advances in Management of Progressive Myopia in Children: Where We Stand : Kishore H (Oman)
13:25 – 13:40	Practical Myopia Management : Audrey Chia (Singapore)
13:40 – 13:50	Atropine in Myopia Study: Randomized Clinical Trial on Atropine 0.01% for the Control of Myopia in Omani Children : Balqees Al Mahrizi (Oman)
13:50 – 14:00	The Progression of Myopia in School Aged Children with Prolonged Screen Time: A Real Life Sequelae to the Mandatory Virtual Learning : Fatemah Alshamlan (KSA)
14:00 – 14:10	Dichoptic Therapy for Amblyopia. Results in Myopic Patients : Juan Arbelaez (Oman)
14:10 – 14:15	Discussion
<b>14:15 – 14:30</b>	<b>Break</b>
<b>14:30 -16:00</b>	<b>Paediatric Ophthalmology Session 3 - WSPOS co-sponsor</b> <b>World Updates in Paediatric Ophthalmology and Strabismus</b> <b>Moderators:</b> <b>Ken K. Nischal (USA/UK)</b> <b>Ramesh Kekunnaya (India)</b> <b>Majda Al Yahya (Oman)</b>

14:30 – 14:38	Managing Juvenile Glaucoma Suspects Amgad Eldib (USA)
14:38 – 14:46	Developments in Paediatric Glaucoma Surgery Maria Concepcion Guirao Navarro (Spain)
14:46 – 14:54	Understanding Effects of Anaesthesia on Paediatric Cataract Surgery : Ken Nischal (USA /UK)
14:54 – 15:04	Panel Discussion
15:04 – 15:12	Pre-Operative Strabismus Assessment Improves Post-Op Strabismus Outcomes : Daisy Godts (Belgium)
15:12 – 15:20	Surgical Management of Abnormal Head Posture in Nystagmus : Ramesh Kekunnaya (India)
15:20 – 15:28	Strabismus Management in TED : Muhammad Younis (Lebanon/UAE)
15:28 – 15:38	Panel Discussion
15:38 – 15:48	A 5 Minute Video Clip On Paediatric Ophthalmology, Followed By A 5-Minute Discussion : Ken Nischal (USA/UK)
15:48 – 15:58	A 5 Minute Video Clip On Strabismus, Followed By A 5-Minute Discussion : Ramesh Kekunnaya (India)
<b>16:00-16:30</b>	<b>Break</b>
<b>16:30 – 17:10</b>	<b>Industry Session 5 (AMICO)</b> <b>Why Tecnis Eyhance : Tips for a Happy Patient and Surgeon</b> <b>Speaker: Nancy Al Raqqad (Jordan)</b> <b>Moderator : Saleh Al Jalad (Oman)</b>
<b>17:10 – 17:20</b>	<b>Break</b>
<b>17:20 – 18:00</b>	<b>Industry Session 6</b> <b>Jamjoom Symposium</b> <b>: Ocular Surface Disease</b> <b>Safwan Al Bayati (UAE)</b>
<b>19:00</b>	<b>Gala Dinner with Unique Omani Cultural Experience</b>
<b>Grand Ballroom Hall 3</b>	
<b>9:00 – 10:00</b>	<b>Tunisian Vitreo Retinal Society (TVRS) Session</b> <b>Challenging Cases in Vitreo Retinal Surgery</b> <b>Chairman: Raja Zhioua</b>



9:00 – 9:08	Bi Manual Dissection in Diabetic Vitrectomy : Nfaa Fahmi
9:08 – 9:16	All-Probe Vitrectomy in Diabetic Tractional Retinal Detachment : Imen Ksaa
9:16 – 9:24	Macular Epiretinal Membrane: To Operate or Not? : Imene Zghal
9:24 – 9:32	Retinal Detachment With Macular Hole: ILM Flap or Amniotic Membrane? : Raja Zhioua
9:32 – 9:40	Retinal Detachment Post Complicated Cataract Surgery : Brahim Bouassida
9:40 – 9:48	Simultaneous Management of Severe Ectopia Lentis With Retinal Detachment: How to Save/Fix the Bag? : Imene Zhioua Braham
9:48 – 9:56	Silicone Oil Induced Glaucoma: How to Manage? : Monia Cheour
9:56 – 10:00	Q & A
<b>10:00 – 10:15</b>	<b>Break</b>
<b>10:15 – 11:45</b>	<b>Ophthalmic Ultrasound Course -Theory Session</b> <b>: Paul Foerster (Germany)</b> <b>Moderators: Huda Al Farsi (Oman), Ziyoon AlMahrizi (Oman)</b>
<b>11:45 – 12:45</b>	<b>Lunch Break</b>
<b>12:45 – 14:15</b>	<b>Ophthalmic Ultrasound Course -Practical Session</b> <b>: Paul Foerster (Germany)</b> <b>Moderators: Mohammed Al busaidi (Oman), Thuria Al Farie (Oman)</b>
<b>14:15 – 14:30</b>	<b>Break</b>
<b>14:30 - 16:00</b>	<b>Ophthalmology Foundation Session 2</b> <b>The Good Doctor: How to Assess</b>  <b>Chairperson: Eduardo Mayorga</b> <b>Moderators: Meena Swaminathan, Essam Eltoukhy</b>
14:30 – 14:40	Residency Training the Path to Competence : Karl Golnik (USA)
14:40 – 14:50	Best Practices in Assessment: Principles : Helena Filipe (Portugal)
14:50 – 15:00	Medical Knowledge: MCQs : Ilhem Miliboussen (Tunisia)

15:00 – 15:10	Workplace Based Assessments : Essam Eltoukhy (Egypt)
15:10 – 15:20	Patient Care: Observed Clinical Encounter : Gabriela Palis (Argentina)
15:20 – 15:30	Surgical Skill: Rubrics : Eduardo Mayorga (Argentina)
15:30 – 15:40	Professionalism & Communication Skills : Meena Swaminathan (India)
15:40 – 16:00	Discussion (all speakers)
<b>16:00 - 16:30</b>	<b>Break</b>
<b>16:30 – 18:00</b>	<b>جلسة طب العيون العربي</b> <b>Ophthalmology in Arabic</b> <b>Moderator: Mazen Sinjab</b> <b>Co-moderator: Ali Alsheikheh</b>
16:30 – 16:38	اعتماد استراتيجيات جديدة في تدبير زرق العين - د نهى فيومي - Nuha Fayoumi
16:38 – 16:46	علاج التهاب العنبة عند الحوامل والمرضعات - د إيمان عبد اللطيف - Eman Abdullatif
16:46 – 16:54	الورم الأرومي الشبكي - د طارق الدعيس - Tariq Aldoaise
16:54 – 17:02	مفاهيم جديدة في تشخيص الزرق المترافق مع حسر البصر - د علي الشيخة - Ali Alsheikheh
17:02 – 17:10	زرع الحلقات بين منع وهات - مازن محمد سنجاب - Mazen Sinjab
17:10 – 17:18	وشم القرنية بجر الطباة... الفاعلية والأمان في عشرة أعوام - الأحمدى حمد ALahmadi Hamad
17:18 – 17:26	علي بن أبي الحزم القرشي الدمشقي (ابن النفيس) وكتابه المهذب في الكحل المجرب - محمد يوسف الحرك - Mohamad Alherk
17:26 – 17:34	الآرغون ليزر علاج فعال في حالات زرقية خاصة -باسل فاعوري - Basel Faouri
17:34 – 17:42	خوارزمية لإعادة بناء الحجاج - سومر درويش - Somar Darweesh
17:42 – 17:50	جراحة الساد في تاريخ الطب عند العرب - Hosam A. Elzembely
17:50 – 18:00	Q&A

<b>19:00</b>	<b>Gala Dinner with Unique Omani Cultural Experience</b>
<b>Grand Ballroom Hall 4</b>	
<b>9:00 – 10:00</b>	<b>Turkish Ophthalmological Association Session Cataract Surgery In Difficult Cases Moderators: Huban Atilla, Özlem Evren Kemer</b>
9:00 – 9:12	Cataract Surgery in Babies and Children : Huban Atilla
9:12 – 9:24	Cataract Surgery in Corneal Diseases : Özlem Evren Kemer
9:24 – 9:36	Cataract Surgery in Glaucoma Patients : Zeynep Aktaş
9:36 – 9:48	Cataract Surgery in Retinal Diseases : Nur Acar Göçgil
9:48 – 10:00	Q & A
<b>10:00 – 10:15</b>	<b>Break</b>
<b>10:15 – 11:45</b>	<b>Iraqi Ophthalmic Society Session Spectacle Independence After Cataract Surgery Moderator : Hamzah Al Majedi</b>
10:15 – 10:35	Overview on Presbyopia Correcting IOL : Suzan Amana
10:35 – 10:55	Presbyopia Correction Lenses : Sohaib Ahmed
10:55 – 11:15	Managing Unhappy Patients with Diffractive MF IOL : Safwan Al-Bayati
11:15 – 11:45	Discussion
<b>11:45 – 12:45</b>	<b>Lunch Break</b>
<b>12:45 – 14:15</b>	<b>Russian Ophthalmic Society Session Chairpersons: Boris Malyugin, Dmitry Arsyutov</b>
12:45 – 13:00	New Techniques for Ocular Surface Reconstruction in Patients With Unilateral Limbal Stem Cell Deficiency : Malyugin B (Moscow)
13:00 – 13:15	Anterior and Posterior Femtosecond-Laser Assisted Capsulotomy in Pediatric Cataract Surgery : Tereschenko A.V., Trifanenkova I.G., Vydrina A.A., Isaev S.V., Vlasov M.V. (Kaluga)
13:15 – 13:30	Subretinal Surgery in Complicated Neovascular AMD Cases : Boiko E., Sosnovskiy S.V. (Saint Petersburg)

13:30 – 13:45	Corneal Lenticule Extraction for Advance Refractive Correction (CLEAR) With Femto LDV Z8 : Kopylov A. (Tambov)
13:45 – 14:00	Keratoconus and Crosslinking: How do it Works? : Mukharram M. Bikbov, Emin L. Usubov, Gyulli M. Kazakbayeva (Ufa)
14:00 – 14:15	EDOF IOL for Glaucoma Patients : Pozdeeva, N. Gorbunova, N. Mikhailov (Cheboksary)
<b>14:15 - 14:30</b>	<b>Break</b>
<b>14:30 - 16:00</b>	<b>Egyptian Ophthalmological Society Session Pediatric Ophthalmology: An Egyptian Experience Moderator: Mahmoud Ismail</b>
14:30 – 14:42	Refractive Surgery in the Pediatric Age Group : Mohamed Hosny
14:42 – 14:54	SMILE for Correction of Pediatric Unilateral Anisometropic Myopia : Ahmed Ghoniem
14:54 – 15:06	Pediatric Cataract Surgery Not Always Easy : Hatem Ammar
15:06 – 15:18	Yamane Technique for Pediatric Age Group : Ahmed Awadeen
15:18 – 15:30	Pediatric Keratoplasty-The Dark Side : Tamer Elraggal
15:30 – 15:42	Sonar in Paediatric Age Group : Nihal Adel Hasan
15:42 – 16:00	Discussion
<b>16:00 - 16:30</b>	<b>Break</b>
<b>16:30 - 18:00</b>	<b>Emirates Society of Ophthalmology Innovations In Ophthalmology Practice In The UAE, The Expert's Experience Moderators: Sheikha Dr Noura AL Qassimi Khaled Abu Haleeqa Reem Al Hebsi Omnia Hammam</b>
16:30 – 16:45	Introductory Presentation – ESO:Advancing Ophthalmic Vision : Sheikha Dr Noura Al Qassimi
16:45 – 17:00	Advances in Anterior Segment Surgeries, and New Premium IOL : Ashraf Zaid

17:00 – 17:15	Retina Imaging and Intravitreal Injections; What's New? : Fransesco Pichi- CCAD
17:15 – 17:30	Updates in Glaucoma Surgeries: All What You Need to Know : Reem Al Hebsi- SSMC
17:30 – 18:00	Practical Advances in Thyroid Eye Disease, Medical and Surgical Treatment : Habeeb Ullah Eatamadi- SSMC
<b>19:00</b>	<b>Gala Dinner with Unique Omani Cultural Experience</b>
<b>Grand Ballroom Hall 5</b>	
<b>9:00 – 10:00</b>	<b>Personalized Contact Lenses Workshop</b> <b>Moderator: Ebrahim Jafarzadehpur</b>
9:00 – 9:10	Patient Selection and Preliminary Test : Tahere Abdolahinia (Iran)
9:10 – 9:30	Scleral Lenses, Indications, Fitting and Aftercare : Emmanuel Veillard (Iran)
9:30 – 9:40	Hybrid Lenses, Indications, Fitting and After Care : Ebrahim Jafarzadehpur (Iran)
9:40 – 10:00	Panel Discussion and Conclusion
<b>10:00 – 10:15</b>	<b>Break</b>
<b>10:15– 11:45</b>	<b>Intra-Corneal Ring Segment Workshop</b> <b>ICRS : The Cutting Edge</b> <b>Part 1 &amp; 2</b> <b>Chairman : Adel Barbara</b> <b>Co-chair: Mazen Sinjab</b>
<b>11:45 – 12:45</b>	<b>Lunch Break</b>
<b>12:45 – 14:15</b>	<b>Corneal Tomography: A New Approach</b> <b>: Mazen Sinjab</b>
<b>14:15 – 14:30</b>	<b>Break</b>
<b>14:30 - 16:00</b>	<b>Ocular Oncology Session</b> <b>Ocular Oncology: What is the latest and what is the future in Ocular Oncology?</b> <b>Moderators: Arun Singh, Masood Naseripour</b>
14:30 – 14:55	Uveal Melanoma : Where are We Now? And Where are We Going? : Arun D Singh (USA)

14:55- 15:10	The Role of AI in Ocular Oncology : Reza Mirshahi (Iran)
15:10 – 15:25	New Horizons in Treatment of RB : Masood Naseripour (Iran)
15:25 – 15:40	The Role of OCT and OCTA in Ocular Oncology? Ihab Othman (Egypt)
15:40 – 15:55	What is New in Von Hippel-Lindau Syndrome? : Mehdi Mazloomi (Iran)
15:55 – 16:00	Questions and Answers All Speakers
16:00 – 16:30	<b>Break</b>
<b>16:30 - 18:00</b>	<b>Contact Lenses Workshop – 2</b> <b>Contact Lens Fitting From Soft To Scleral</b> <b>: Talal AlBusaidi (Oman)</b>
<b>19:00</b>	<b>Gala Dinner with Unique Omani Cultural Experience</b>
<b>Grand Ballroom Hall 6</b>	
<b>9:00 – 9:30</b>	<b>Ophthalmic Nursing Workshop</b> <b>Pre-op Preparation for Corneal Transplant Surgery</b> <b>:Nawal Al Saidiri</b> <b>Moderator: Asia Al Dhamri</b>
<b>9:30 – 9:45</b>	<b>Break</b>
<b>9:45 – 11:45</b>	<b>Ophthalmic Nursing Session 2</b> <b>Quality &amp; Safety: Ophthalmic Practice Milestone</b> <b>Moderators:</b> <b>Khadijah AL Busafi , Asia AL Dhamri</b>
9:45 – 10:10	Quality Improvement Tools for Patient Safety in Ophthalmology : Nadia Northway (UK)
10:10 – 10:30	Safety Practice of IOL Implantation : Khoulah Al Jabri (Oman)
10:30 – 10:50	Factors that Affect the Successful Implementation of World Health Organization Surgical Safety Checklist. : Taher AL Housni (Oman)
10:50 – 11:10	Patient Safety Through Health Education : Samia Al Zidjali (Oman)

11:10 – 11:30	Age Related Macula Degeneration Nurse Led Assessment & IVT Injection Clinic. : Dena D’Souza (New Zealand)
11:30 – 11:45	Discussion
<b>11:45 – 12:45</b>	<b>Lunch Break</b>
<b>12:45 – 14:15</b>	<b>Research in Ophthalmology session</b> <b>Moderators:</b> <b>Rajiv Khandekar (Canada) , Deepak Edward (USA)</b>
12:45 – 12:50	Introduction to the Session & Speakers
12:50 – 13:00	Areas of Research in Ophthalmology : Rajiv Khandekar (Canada)
13:00 – 13:15	Application of Epidemiology Principles in Research : Rajiv Khandekar (Canada)
13:15 – 13:30	Basics of Statistics in Ophthalmic Research : Rajiv Khandekar (Canada)
13:30 – 13:45	Literature Review & Using in Manuscript : Rajiv Khandekar (Canada)
13:45 – 14:00	Selection of Journal and Article Preparation : Muntadhar Al Moosawi (Oman)
14:00 – 14:15	Q & A
<b>14:15 – 14:30</b>	<b>Break</b>
<b>14:30 - 16:00</b>	<b>Research Course Part 1</b> <b>: Art To Publish And Not Perish</b> <b>Moderators:</b> <b>Rajiv Khandekar (Canada)</b>
14:30 – 14:40	Introduction & Interaction With Participants
14:40 – 14:55	What is Needed to Plan Research Paper
14:55 – 15:10	Planning Research Paper: Study Question and Selection of Study Design
15:10 -15:40	Literature Search and Collection of Relevant Articles
15:40 – 16:00	Review of Data and Plan Dummy Tables
<b>16:00 - 16:30</b>	<b>Break</b>
<b>16:30 - 18:00</b>	<b>Research Course Part 2</b> <b>:Art To Publish And Not Perish</b> <b>Moderators:</b> <b>Rajiv Khandekar (Canada)</b>
16:30 – 16:45	How to Write Introduction and Methods
16:45 – 17:00	How to Use Analyzed Data in Writing Result Section



17:00 – 17:15	Discussion Section of Research Paper
17:15 – 17:30	Tips to Select and List References
17:30 – 17:45	Tips to Prepare Tables and Figures
17:45 – 18:00	Select Target Journal, Plan Submission & Follow Up
<b>19:00</b>	<b>Gala Dinner with Unique Omani Cultural Experience</b>
<b>Meeting Room 8 &amp; 9</b>	
<b>7:30 -9:00</b>	<b>Ophthalmic Oncology Session (With Breakfast)</b> <b>How Do You Manage This Intraocular Mass?</b> <b>Moderators:</b> <b>Arun Singh (USA), Masood Naseripour (Iran), Khulood Al Kalbani (Oman), Abeer Al Battashi (Oman)</b>
<b>9:00 – 10:00</b>	<b>Ocular Prosthesis Workshop – 1</b> <b>Sachin Gupta (India)</b> <b>Moderator: Muhammed Riyaz (Oman)</b>
<b>10:00 – 10:15</b>	<b>Break</b>
<b>10:15 – 11:45</b>	<b>Optometry-</b> <b>Keratoconus &amp; Contact Lenses Session</b> <b>Moderators: Harith Al Hasani, Bassima Alduligan</b>
10:15 – 10:45	Case Series of Scleral Lens Fitting : Bassima Alduligan (KSA)
10:45 – 11:15	Non-surgical Treatment of Keratoconus Patients : Athari Aderaibi (KSA)
11:15 – 11:45	The Management of Anophthalmia and Microphthalmia by Ocularist : Hassan Awada (Lebanon)
11:35 – 11:45	Q & A
<b>11:45 – 12:45</b>	<b>Lunch Break</b>
12:45 – 14:15	<b>Ocular Prosthesis Fitting Workshop - 2</b> <b>Hassan Awada (Lebanon)</b> <b>Moderator:</b> <b>Ameer Abou Adela</b>
<b>14:15 - 14:30</b>	<b>Break</b>

14:30 - 16:00	<b>Optometry Contact Lens Workshop -1</b> <b>Guidelines for Fitting Keratoconus Patients With Contact Lenses</b> <b>: Athari Aderaibi (KSA)</b> <b>Moderator:</b> <b>Harith Al Hasani</b>
16:00 - 16:30	<b>Break</b>
16:30 - 18:00	<b>Junior Optometrists' Session</b>
16.30 - 17.10	Workshop: Retinoscopy and Subjective Refraction Hawa Al Shuraiqi (Oman) Moderator: Ahmed Al Rawahi
17.10 - 18.00	<b>Optometry Student Winning Research</b> <b>Moderators: Galal Ismail, Janitha P Ayyappan</b>
17.10 - 17:20	Prevalence of Color Blindness Among University of Buraimi Population , Sultanate Of Oman : Najat Salim Alkindi
17.20 - 17:30	Knowledge of Dry Eye Among the University of Buraimi Students, Sultanate of Oman : Shadha Saif AL Jabri
17.30 - 17:40	The Impact of Refractive Error on Quality of Life : Rawan khalaf Almasani
17.40 - 17.50	Perception of Refractive Error and their Preferred Method of Refractive Correction Among Student at University of Buraimi : Bayan Salim Alsarkhi
17.50 - 18.00	Choosing the winning research
<b>19:00</b>	<b>Gala Dinner with Unique Omani Cultural Experience</b>
<b>Meeting Room 10</b>	
<b>9:00 – 10:00</b>	<b>Free Paper Session - 9</b> <b>Contact Lenses &amp; Refraction</b> <b>Moderators:</b> <b>Talal Al Busaidi (Oman), Noorjehan Al Balushi (Oman), John Nkurikiye (Central Africa)</b>
9:00 – 9:07	Success in Choosing the Right Lens for Patients With Keratoconus (KCN) : Ebrahim Jafarzadehpur (Iran)
9:07 – 9:14	Scleral Contact Lenses In The Pediatric Population – Indications And Outcomes. : Boris Severinsky (United States)

9:14 – 9:21	Contact Lens Fitting After Corneal Cross-Linking for Keratoconus: A Comparative Study : Boris Severinsky (United States)
9:21 – 9:28	Modern Contact Lens Designs for Keratoconus Management : Maryam Dashti (Iran)
9:28 – 9:35	Prevalence of Myopia in Misurata : Hamza Abuslaila (Libya)
9:35 – 9:42	Scleral Contact Lenses: A Therapeutic Approach for Managing Ocular Surface Diseases : Ali Ayatollahi (Iran)
9:42 – 9:49	Assessing the Efficacy of Three Silicone Hydrogel Bandage Soft Contact Lenses in Postoperative Pain Management and Epithelial Healing Following Transepithelial Photorefractive Keratectomy : Ali Ayatollahi (Iran)
9:49 – 9:56	Overnight Orthokeratology for Myopia Control – Case Series : Irene Sophia Joseph (India)
9:56 – 10:00	Q&A
<b>10:00 – 10:15</b>	<b>Break</b>
<b>10:15 – 11:45</b>	<b>Free Papers Session – 10</b> <b>Case Presentations – Retina</b> <b>Moderators : Basamat AlMoallem (KSA), Sebastian Nwosu ( West Africa ), Khalifa Aswaidi (Libya)</b>
10:15 – 10:21	Quick Approach to Polypoidal Choroidal Vasculopathy (Case Presentation) : Rana Almoparzy (Yemen)
10:21 – 10:27	Congenital Simple Hamartoma of the Retinal Pigment Epithelium : Gulnar Aliyeva (Azerbaijan)
10:27 – 10:33	Multimodal Imaging Prognostic Biomarkers in Retinal Diseases : Zeinab Elsanabary (Egypt)
10:33 – 10:39	Bilateral Radiation Retinopathy Following Radiotherapy for Thyroid Carcinoma : Najed Alquran (Jordan)
10:39 – 10:45	Cotton Wool Spots : Manal Askool (Saudi Arabia)
10:45 – 10:51	Acute Macular Neuroretinopathy and Middle Maculopathy In SARS-Cov-2 : Mahmoud Elbalawi (United Kingdom)
10:51 – 10:57	DME Biomarkers and When Not To Inject : Mohammed Tawfeeq (Iraq)
10:57 – 11:03	Sickle Cell Retinopathy Revealed by Bilateral Vitreo-Retinal Complications. : Dorgham Eya (Tunisia)
11:03 – 11:09	Optic Disc Pit Managed With Vitrectomy and Internal Limiting Membrane Tucking In The Optic Pit : Basel Baarah (Jordan)

11:09 – 11:15	Management of Submacular Hemorrhage Secondary to High Power Blue Laser Injury : Ahmed Alnabihi (Saudi Arabia)
11:15 – 11:21	Congenital Retinal Macrovessel. An Astonishing Discovery : Samar Bukhatwa (Libya)
11:21 – 11:27	Acute Retinal Necrosis Complicated With Rhegmatogenous Retinal Detachment : Amal Ben Othmen (Tunisia)
11:27 – 11:33	Covid-19 Associated Cavernous Sinus Thrombosis. Retinal Detachment : Dilbar Makhkamova (Uzbekistan)
11:33 – 11:39	Surgical Considerations for Epiretinal Membranes in Various Ocular Pathologies: A Case-Based Analysis : Fahd Jendoubi (Tunisia)
11:39 – 11:45	Q & A
<b>11:45 – 12:45</b>	<b>Lunch Break</b>
<b>12:45 – 14:15</b>	<b>Free Paper Session - 11</b> <b>Video Presentations</b> <b>Moderators:</b> <b>Ziya Kapran (Turkey), Hamza Al Majedi ( Iraq), Mohamed Bennani ( Morocco)</b>
12:45 – 12:51	Management of a Case of Bilateral Simultaneous AACG : Ahmed Samir (Egypt)
12:51 – 12:57	Simple Tips for Simple Trabeculectomy : Monia Cheour (Tunisia)
12:57 – 13:03	Vitreotomy For TRD:Prognostic and Visual Out Come in Tripoli Libya. Study Carried Out at ARRASEN Medical Centre . Tripoli- Libya : Khalifa Alsawidi (Libya)
13:03 – 13:09	DLS-R Cutting For Diabetic TRD- A Way Forward : Abdul Hannan (Pakistan)
13:09 – 13:15	Scenarios of Intraocular Foreign Body Removal : Khalifa Elgazzar (Libya)
13:15 – 13:21	Vitrectomy for Unexpected FB Presentation : Mahmoud Albanna (Egypt)
13:21 – 13:27	Every Hopeless Case Deserves a Chance of Trial : Omer Abdullah (Iraq)
13:27 – 13:33	Never Give up- Fight Till The End : Hesham Mohamed Gharieb (Egypt)
13:33 – 13:39	Dropped Nucleous, Dropped IOL During 3D PHACO ... How to Manage? : Mohammed Tawfeeq (Iraq)
13:39 – 13:45	Flute Cannula-Assisted Removal of Floating Micro-Spherophakic Crystalline Lens : Seddiq Abduh Ali Salahim (Yemen)

13:45 – 13:51	Spectroscopic Revalation : Minu Mathen (India)
13:51 – 13:57	The Impact of Refractive Errors on Quality of Life : Rawan Almasani (Oman)
13:57 – 14:03	Orthoptic Exercises & Treatment for Convergence Deficiencies : Ons Lahouimel (Tunisia)
14:03 – 14:09	A Novel Approach to Treatment of Conjunctival Nevus Using Atmospheric Low-Temperature Plasma : Seyede Yasamin Adhani (Iran)
14:09 – 14:15	Ural Very Old Study : Gyulli Kazakbaeva (Russian Federation)
<b>14:15 – 14:30</b>	<b>Break</b>
<b>14:30 – 16:00</b>	<b>Free Paper Session - 12</b> <b>Cornea</b> <b>Moderators:</b> <b>Saad AlEnezi (KSA), Thabit Al Odat ( Jordan), Mahmood Showail ( KSA), Omar Al Duwailah (Kuwait)</b>
14:30 - 14:37	The Guardian of Vision: Exploring the Corneal Epithelium's Vital Role : Ghaleb Seif (United Arab Emirates)
14:37 – 14:44	Engineered Biomimetic Microenvironment to Guide Stem Cell Differentiation in to Keratocyte-Like Cells for the Corneal Stromal Reconstruction : Mahsa Fallah Tafti (Iran)
14:44 – 14:51	Physical Differentiation, A Novel Method to Provide Corneal Endothelial Cells From Mesenchymal Stem Cells : Majid Kadkhodaie (Iran)
14:51 – 14:58	Endothelial-To-Mesenchymal Transition Markers in Fuchs Corneal Endothelial Dystrophy : Anas Abu-Dieh (Canada)
14:58 – 15:05	The Use of Postassium Permanganate in Fungal Corneal Ulcers : Engy Mostafa (Egypt)
15:05 – 15:12	Scleral Lens Use in Ocular Cicatricial Pemphigoid : Boris Severinsky (United States)
15:12 – 15:19	Oil Based Solid Ascorbic Acid as a Novel Formulation for Corneal Epithelial Regeneration : Bahaa Jaber (Jordan)
15:19 – 15:26	Clinical and Confocal Microscopy Correlation in a Pioneer Experience of Advanced Cell Therapy in Keratoconus : Mona El Zarif (Lebanon)
15:26 – 15:33	Corneal Stroma Regeneration With Cellular Therapy: Confocal Microscopy Study : Mona El Zarif (Lebanon)
15:33 – 15:40	Corneal Stroma Densitometry Evolution in a Clinical Model of Cellular Therapy for Advanced Keratoconus : Mona El Zarif (Lebanon)

15:40-15:47	Corneal Specular Microscopy Changes in Diabetes Mellitus Type2 in Benghazi Teaching Eye Hospital : Rehab Altawati (Libya)
15:47 – 15:54	Evaluation of Corneal Endothelial Morphological Changes in Patients With Type 2 Diabetes Mellitus Using Corneal Specular Microscopy : Nadia Geilani (Libya)
15:54 – 16:00	Q & A
<b>16:00 -16:30</b>	<b>Break</b>
<b>16:30 -18:00</b>	<b>Free Paper Session - 13</b> <b>Cornea / Ocular Surface</b> <b>Moderators: Awad Hassan, Bayanda Mbambisa, Mahmood Al Saidi</b>
16:30 – 16:37	Demodex: Unveiling the Tiny Troublemakers : Ghaleb Seif (United Arab Emirates)
16:37 – 16:44	Taming The Flame: Exploring Anti-Inflammatory Medications for Dry Eye Disease : Ghaleb Seif (United Arab Emirates)
16:44 – 16:51	Prevalence and Determinants of Dry Eye Disease Among Adult Urban Residents of High-Altitude Areas of Southwest Saudi Arabia- A Survey. : Yahya Al-Najmi (Saudi Arabia)
16:51 – 16:58	The Efficacy and Safety of Varenicline Nasal Spray for the Management of Dry Eye Signs: A Systematic Review and Meta-Analysis : Bader Bashrahil (Saudi Arabia)
16:58 – 17:05	Pterygium Surgery: Suture Versus Fibrin Glue : Rhema Suryawanshi (India)
17:05 – 17:12	Prevalence of Pterygium and Pinguecula and Their Risk Factors in a Middle East Population : Mehdi Khabazkhoob (Iran)
17:12 – 17:19	Commonly Made Mistakes When Treating Dry Eye Disease : Yousef F. R. Sakla Emile (United Kingdom)
17:19 – 17:26	Incidence And Severity of Ocular Graft Versus Host Disease in Oman : Ahmed Omer Kenawy (Oman)
17:26 – 17:33	Designing Anti-Scarring and Anti-Inflammatory Biomaterials for Corneal Implants : Anas Abu-Dieh (Canada)
17:33 – 17:40	Pediatric Keratoconus in a Tertiary Eye Center in Alexandria : Shahira Mahmoud (Egypt)
17:40 – 17:47	Evaluation of Ocular Higher-Order Aberrations in First-Degree Relatives of Patients With Keratoconus : Alireza Eslampoor (Iran)
17:47 - 17:54	Confocal Microscopy Evaluation of Infiltrated Immune Cell in Corneal Stroma Treated With Cell Therapy in Advanced Keratoconus : Mona El Zarif (Lebanon)

17:54 – 18:00	Q & A
19:00	<b>Gala Dinner with Unique Omani Cultural Experience</b>
<b>Meeting Room 11</b>	
<b>9:00 – 10:00</b>	<b>Wet Labs :Phaco+IOL</b>
<b>10:15 – 11:45</b>	<b>Wet Labs : ICR</b>
<b>12:45 – 18:00</b>	<b>Wet Labs :Phaco+IOL</b>
<b>Meeting Room 12</b>	
<b>9:00 – 11:45</b>	<b>ICL Hands on Training</b> <b>Moderators: Ramin Salouti (Iran), Mathew Varghese (Oman)</b>
<b>12:45 – 14:15</b>	<b>Wet labs – I/V Dexta Implant</b>
<b>14:30 – 18:00</b>	<b>Wet labs</b> <b>: Suturing</b>



<b>Auditorium</b>	
<b>9:00 – 10:00</b>	<b>RCPSG Session</b> <b>Road Map for FRCS in Ophthalmology</b> <b>: Tariq Saboor (UK)</b> <b>: Mahmud Elshtewi (Libya)</b>
<b>9:00 – 9:20</b>	<b>Lecture</b> <b>: Tariq Saboor</b>
<b>9:20 – 10:00</b>	<b>Open Discussion With Candidates</b> <b>: Tariq Saboor</b> <b>: Mahmud Elshtewi</b>
<b>10:00 – 10:15</b>	<b>Break</b>
<b>10:15 – 11:45</b>	<b>Glaucoma Session 6</b> <b>Oman Ophthalmic Society (OOS) Session</b> <b>-Cataract and Glaucoma: What is the Best Strategy for Management?</b> <b>Chairpersons :</b> <b>Ali Alsheikheh, Norbert Pfeiffer</b>
10:15 – 10:24	The Development of Glaucoma Surgery in the 19th and Early 20th Century : Franz Grehn (Germany)
10:24 – 10:33	To MIGS or Not To MIGS, That's The Question. : Norbert Pfeiffer (Germany)
10:33 – 10:42	I Will do Phaco Only : Aisha Albusaidi (Oman)
10:42 – 10:51	I Will do Trabeculectomy Only : Maria Sajini (Oman)
10:51 – 11:00	I Will do Combined: Phaco-Trabeculectomy : Ali Alsheikheh (Oman)
11:00 – 11:09	Trouble-Shooting in Trabeculectomy : Norbert Pfeiffer (Germany)
11:09 – 11:18	I Will do Combined: Phaco- Preserflo : Basel Alfaouri (UAE)

11:18 – 11:27	I Will do Combined: Phaco- GATT : Zeynep Aktas (Turkey)
11:27 – 11:36	I Will do Combined: Phaco- AGV Implantation : Rajiv Zutchi (Oman)
11:36 – 11:45	Discussion
<b>11:45 – 12:15</b>	<b>Break</b>
<b>12:15 – 13:45</b>	<b>Oculoplasty Session 4 :</b> <b>Aesthetics</b> <b>Moderators:</b> <b>Sheriff Elwan, Pete Setabutr, Jeremiah Tao, Thabit Odat</b>
12:15 – 12:25	Upper Eyelid Blepharoplasty: Surgical Technique for the Primary Ophthalmologist : Christoph Hintschich (Germany)
12:25 – 12:35	Aesthetic Management of Forehead and Brow : Farzad Pakdel (Iran)
12:35 – 12:45	Lower Eyelid Blepharoplasty and Beyond : Tamer Gawdat (Egypt)
12:45 – 12:55	Baby Botox Technique : Essam ElToukhy (Egypt)
12:55 – 13:05	Photography in Oculoplastic Surgery : Sheriff Elwan (Egypt)
13:05 – 13:15	Evaluation and Management of Post-Blepharoplasty, Lower Eyelid Retraction : Jeremiah Tao (USA)
13:15 – 13:25	Complications of Oculoplastic Surgery : Pete Setabutr (USA)
13:25 – 13:35	Complications of Aesthetic Surgery :Thabit Odat (Jordan)
13:35 – 13:45	Reducing Bruising After Oculofacial Plastic Surgery – An Evidence Based Approach : Jeremiah Tao (USA)
<b>13:45 – 14:00</b>	<b>Break</b>
<b>14:00 – 15:30</b>	<b>Free Paper Session – 20</b> <b>Oculoplasty</b> <b>Moderators :</b> <b>Faisal Naqadan(Qatar), Milind Suryawanshi (Oman), Al Yaqadhan Al Ghafri ( Oman )</b>
14:00 – 14:07	Effects of Upper Lid Blepharoplasty on Dry Eye : Subjective and Objective Evaluation With the OSDI Questionnaire and Keratograph 5M : Mohammad Yaser Kiarudi (Iran)

14:07 – 14:14	Periocular Autologous Fat Transplantation for Reconstructive Indications : Oren Lapid (Netherlands)
14:14 – 14:21	The Use of the Steri Strips in Periocular Surgeries: Direct Brow-Lift Procedure and Scar Tissue Assessment : Demet Yolcu (Turkey)
14:21 – 14:28	Minced Free Fat Graft Versus Pedicle Fat Flap to Efface Orbital Rim Hollow in Lower Blepharoplasty : Nasser Karimi (Iran)
14:28 – 14:35	Type and Frequency of Misdiagnosis and Time Lag to Diagnosis in Patients With Chronic Progressive External Ophthalmoplegia : Nasser Karimi (Iran)
14:35 – 14:42	Microbiological Profiles of Extruded and Exposed Orbital Implants : Ashwaq Asiri (Saudi Arabia)
14:42 – 14:49	Management Outcomes and Determinants of Fornix Reconstruction of Anophthalmic Socket at a Tertiary Eye Hospital of Central Saudi Arabia – A Cohort Study : Khawlah Alzaben (Saudi Arabia)
14:49 – 14:56	Expanding Conformers for the Treatment of Microphthalmos: New Approach : Sachin Gupta (India)
14:56 – 15:03	Meibomian Gland Dysfunction in Mild Versus Moderate-Severe Thyroid Eye Disease : Nasser Karimi (Iran)
15:03 – 15:10	Long-Term Results of Oral Propranolol Treatment Protocol for Peri-Ocular Infantile Hemangioma; Should There be any Contraindication? : Hossein Ghahvehchian (Iran)
15:10 – 15:17	All About Ocular Prosthesis: Present & Future : Sachin Gupta (India)
15:17 – 15:30	Q & A

## Junior Ballroom

<b>9:00 – 10:00</b>	<b>Paediatric Cornea Session</b> <b>Moderators: Jod Mehta, Muna Al Ajmi, Juan Arbelaez</b>
9:00 – 9:25	Regenerative Therapy in Peters Anomaly : Jod Mehta (Singapore)
9:25 – 9:32	KKESH Experience in Pediatric Corneal Diseases : Abdullah Khan (KSA)
9:32 – 9:39	Corneal Neurotization – A New Treatment for Neurotrophic Keratopathy in Children : Mahmood Showail (KSA)
9:39 – 9:46	Intracorneal Ring Segments (ICRS) for the Treatment of Keratoconus in Kids : Juan Arbelaez (Oman)
9:46 – 9:53	Clinical Outcome of Accelerated Corneal Cross Linking for Pediatric Keratoconus : Marwan Ghabra

9:53 – 10:00	Discussion
<b>10:00 – 10:15</b>	<b>Break</b>
<b>10:15 - 11:45</b>	<b>Refractive Surgery Session1: Beyond LASIK: The Advantages of Lenticule Extraction for Refractive Surgery Chairman: Sami Al Rabiah Panelists: Mazen Sinjab, Mohamed Alsalmi</b>
10:15 – 10:35	SMILE : Osama Ibrahim (Egypt)
10:35 – 10:55	CLEAR : Shady Awwad (Lebanon)
10:55 – 11:15	SMART SIGHT : Safwan Al-Bayati (UAE)
11:15 – 11:45	Panel Discussion
<b>11:45 - 12:15</b>	<b>Break</b>
<b>12:15 - 13:45</b>	<b>Refractive Surgery Session 2 : Beyond Premium IOL Implantation Chairman: Mohamed Shafik Panelists: Omid Kermany, Ahmed Almaskari</b>
12:15 – 12:30	Patient Selection : Mazen Sinjab (UAE)
12:30– 12:45	Premium IOL Implantation in the Ruptured Capsule : Ahmed Assaf (Egypt)
12:45 – 13:00	Premium IOL Explantation : Boris Malyugin (Russia)
13:00 – 13:15	Premium IOL Implantation in Extreme Eyes : Mohamed Hosny (Egypt)
13:15 – 13:30	Premium IOL Implantation After LVC : Cathleen McCabe (USA)
13:30 – 13:45	Post-Op Refractive Surprises : Omid Kermany (Germany)
<b>13:45 – 14:00</b>	<b>Break</b>
<b>14:00 – 15:30</b>	<b>Corneal Topography Symposium Cynthia Roberts (USA) Moderator :Rashid A Saidi (Oman)</b>
<b>15:30 – 15:45</b>	<b>Closing Ceremony</b>

## Grand Ballroom Hall 1

<b>9:00 – 10:00</b>	<p><b>Workshop of OCT</b>  <b>Fedra Hajizadeh (Iran)</b>  <b>Moderator: Aseel AL Rashdi</b>                      Part 1- How to read an OCT for general ophthalmologists                      Part 2 - Case based discussion and clinical workshop.</p>
<b>10:00 – 10:15</b>	<b>Break</b>
<b>10:15 – 11:45</b>	<p><b>Retina Session 4 :</b>  <b>Last Update in Imaging of Complicated Retinal Diseases, Bridging the Gap</b>  <b>Moderators: Majid Al Shaaibi, Fahd Quhill, Sumali Deb</b></p>
10:15 – 10:25	Anti VEGF in Proliferative Diabetic Retinopathy :Anju S Raju (Oman)
10:25 – 10:35	Refractory CMO in RVO : Majid Al Shaaibi (Oman)
10:35 – 10:45	Pachychoroid Spectrum : Sumali Deb (Oman)
10:45 - 10:55	Imaging in Pediatric Retina : Gavin Tan (Singapore)
10:55 – 11:05	Clinical Utility and Interpretation of Fundus Autofluorescence in Retinal Diseases : Fahd Quhill (UAE)
11:05 – 11:15	OCTA in Management of Macular Diseases : Winfried Amoaku (UK)
11:15 – 11:25	PCV Imaging Bio Markers, : Anna Tan (Singapore)
11:25 – 11:45	Discussion
<b>11:45 – 12:15</b>	<b>Break</b>
<b>12:15 – 13:45</b>	<p><b>Neuro-Ophthalmology Session 3</b>  <b>Unexplained Visual Loss – Approach to the Patient With a “Normal” Exam</b>  <b>Chairperson: Dana Al Bareiki</b>  <b>Moderators: Karl Golnik, Farida Al Belushi</b></p>
12:15 – 12:20	Present illustrative patient : Karl Golnik (USA)
12:20 – 12:40	Is it Media/Refractive? : Sherif Kamel (Egypt)

12:40 – 12:55	Is it Retina/Choroid? : Dana Al Bareiki (KSA)
12:55 – 13:15	Is it Nerve/Brain? : Karl Golnik (USA)
13:15 – 13:35	Is it Nonorganic? : Ama Sadaka (Lebanon)
13:35 – 13:45	Revisit illustrative case with discussion : Karl Golnik (USA)
<b>13:45 – 14:00</b>	<b>Break</b>
<b>14:00 – 15:30</b>	<b>Uveitis Session 2</b> <b>Uveitis Management Update</b> <b>Chairperson: Hassan Al-Dhibi</b> <b>Moderator: Eiman AbdElLatif</b>
14:00 – 14:15	Uveitis Local Therapy : Fahd Quhill (UAE)
14:15 – 14:30	Uveitis Systemic Steroid & Immunosuppressive Therapy : Eiman AbdElLatif (Egypt)
14:30 – 14:45	Uveitis Biological Therapy : Ahmed Satrawi (Bahrain)
14:45 – 15:00	Surgical Interventions in Uveitis : Abdulrahman AlBloushi (KSA)
15:00 – 15:25	Uveitis Challenging Cases : Hassan Al-Dhibi (KSA)
15:25 – 15:30	Q&A
<b>Grand Ballroom Hall 2</b>	
<b>9:00 – 10:00</b>	<b>Electrophysiology of Vision Workshop</b> <b>Moderator: Ebrahim Jafarzadehpur</b>
9:00 - 9:10	Fundamentals of Biosignals Analysis : Ebrahim Jafarzadehpur (Iran)
9:10 - 9:25	VEP, Indications, Methods And Analysis : Alireza Mohammadi (Iran)
9:25 - 9:40	ERG, Indications, Methods and Analysis : Tahere Abdolahinia (Iran)
9:40 – 9:55	Sensory, Motor and Oscillatory EOG, Indications, Methods and Analysis : Alireza Mohammadi (Iran)

9:55 – 10:00	Panel Discussion and Conclusion
<b>10:00 – 10:15</b>	<b>Break</b>
<b>10:15 – 11:45</b>	<b>Paediatric Ophthalmology Session 4</b> <b>ISA cosponsor</b> <b>Paralytic Strabismus</b> <b>Chair: Hala El-Hilali</b> <b>Co-Chair: Mohamad S. Jaafar</b>
10:15 – 10:30	Workup of Paralytic Strabismus : Mays El-Dairi (USA)
10:30 – 10:45	3rd Nerve Palsy : Ahmed Awadein (Egypt)
10:45 – 11:00	Inferior Oblique Palsy : Hala El-Hilali (Egypt)
11:00 – 11:15	Superior Oblique Palsy : Mohamad S. Jaafar (USA)
11:15 – 11:30	Is It Efficient To Use The Modified Nishida Transposition? : Seyhan Ozkan (Turkey)
11:30 – 11:45	Duane Syndrome with Exotropia : Federico G. Velez (USA)
<b>11:45 – 12:15</b>	<b>Break</b>
<b>12:15 – 13:45</b>	<b>Paediatric Ophthalmology Session 5</b> <b>AAPOS cosponsor</b> <b>New developments in Paediatric Ophthalmology</b> <b>Chair: Mohamad S. Jaafar</b> <b>Co-Chair: Muhammad Younis, Maha Mameesh</b>
12:15 – 12:26	Aid of Pediatric Ocular Electrophysiology in Diagnosis of CVI : Sabry Aboughaly (Egypt)
12:26 – 12:37	Ophthalmic Imaging in Pediatric Ophthalmology : Mays El-Dairi (USA)
12:37 – 12:48	OCT in Patients With Cherry Red Macula : Federico G. Velez (USA)
12:48 – 12:59	Gonioscopy-Assisted Transluminal Trabeculotomy for Glaucoma After Cataract Surgery : Hala El-Hilali (Egypt)
12:59 – 13:10	Sturge Weber Syndrome : Mohamad S. Jaafar (USA)

13:10 – 13:21	Surgical Challenges of Infantile Cataract with PFV (PHPV) : Mustafa Ibrahim (KSA)
13:21 – 13:32	Tips in Management of Posterior Capsular Defect Maha Mameesh (Oman)
13:32 – 13:43	Genetic Testing in Pediatric Ophthalmology :Beena Harikrishna (Oman)
13:43 – 13:45	Q & A
<b>13:45 – 14:00</b>	<b>Break</b>
<b>14:00 – 15:30</b>	<b>Paediatric Ophthalmology Session 6</b> <b>IPOSC cosponsor</b> <b>Updates in Paediatric Ophthalmology and Strabismus</b> <b>Chair: Giovanni Battista Marcon</b> <b>Co-Chair: Ebtisam Al Alawi, Anuradha Ganesh</b>
	<b>Pediatric Ophthalmology</b>
14:00 - 14:09	Pediatric Idiopathic Intracranial Hypertension : Anuradha Ganesh (Oman)
14:09 – 14:18	Update on ROP from the Middle East : Al Mutez Gharaibeh (Jordan)
14:18 – 14:27	Child with Poor Vision and Normal Fundus Examination. What's Next? : Ranjana Mathur (Singapore)
14:27 – 14:36	Genetic Testing in Inherited Retinal Diseases : Chan Choi Mun (Singapore)
14:36 – 14:45	Update on ROP from Asia : Andrew Tsai (Singapore)
	<b>Strabismus</b>
14:45 – 14:54	How to Explore Vertical Diplopia : Ko Jo Lin ((Taiwan)
14:54 – 15:03	How to Have a Cooperative Child in Your Life : Abdullah Khan (KSA)
15:03 – 15:12	Strabismus and Orbital Bands : Giovanni Battista Marcon (Italy)
15:12 – 15:21	Leveraging Technology in the Management of Amblyopia : Kaushik Murali (India)
15:21 – 15:30	A Novel Surgical Approach to Correct V-Pattern Esotropia in Children with Bilateral Inferior Oblique Muscle Overaction : Moustafa Salah (KSA)



<b>Grand Ballroom Hall 3</b>	
<b>9:00 – 10:00</b>	<b>IOL Calculation Course</b> <b>Sohaib Ahmed (Iraq)</b> <b>Moderators : Omar Al Duwailah (Kuwait), Mahmood Showail (KSA), Haitham Al Mahrouqi (Oman)</b>
<b>10:00 – 10:15</b>	<b>Break</b>
<b>10:15 – 11:45</b>	<b>Applications of Hyperbaric Oxygen Treatment in Ophthalmology</b> <b>Moderator : Yousuf AL Balushi</b>
10:15 – 10:40	Hyperbaric Oxygen Therapy Applications in Ophthalmology : Hani Khalil (Egypt)
10:40 – 10:55	Ocular Side Effects of Hyperbaric Oxygen Therapy : Badryia AL Farsi (Oman)
10:55 – 11:10	Hyperbaric Oxygen Therapy in Acute Retinal Vessels Occlusion : Hassan AL Qartoobi (Oman)
11:10 – 11:25	Role of Hyperbaric Oxygen Therapy in Management of Orbital Mucormycosis : Yousuf AL Balushi (Oman)
11:25 – 11:45	Acute Loss of Vision- An uncommon Presentation of Decompression Sickness : Omar Khan (Pakistan)
<b>11:45 – 12:15</b>	<b>Break</b>
<b>12:15 – 13:45</b>	<b>Orthoptics Workshop - 2</b> <b>Moderator: Ebrahim Jafarzadehpur</b>
12:15 – 12:30	Vision Therapy, Legend History and Reality of Today Vision Therapy : Ebrahim Jafarzadehpur (Iran)
12:30 – 12:50	Vision Therapy for Accommodation Dysfunctions : Mohammadi (Iran)
12:50 – 13:10	Convergence Insufficiency, Most Common Binocular Vision Disorder : Nastaran Shams (Iran)
13:10 – 13:35	Amblyopia Therapy for Adults, Indications, Concerns and Methods Mohammadi (Iran)
13:35 – 13:45	Panel Discussion and Conclusion
<b>13:45 – 14:00</b>	<b>Break</b>
<b>14:00 – 15:30</b>	<b>Free Papers Session -21</b> <b>Young Ophthalmologists Sessions</b> <b>Moderators : Ahmed Abdulrahman, Abdulaziz Badla, Zahraa Abdulla, Mojahid Alkalbani</b>

14:00 – 14:07	Long-Term Ocular and Neurodevelopmental Outcomes in Children Treated for Retinopathy of Prematurity: A Retrospective Cohort Study From Two Tertiary Hospitals In Oman : Khulood Al Kalbani (Oman)
14:07– 14:14	Systemic Outcomes Associated With the Method of Anesthesia Used While Performing Anti-VEGF Injections for Retinopathy of Prematurity (ROP) Patients: General Anesthesia (GA) Vs Local Anesthesia (LA) : Asaadd Alhabsi (Oman)
14:14 – 14:21	Interferon in Treatment of Ocular Surface Squamous Neoplasia : Maged Albeshary (Yemen)
14:21 – 14:28	Accuracy of Intraocular Lens Formulae in Phakic Eyes Filled With Silicone in Predicting Refractive Outcome After Phacoemulsification : Aows Aljammal (Iraq)
14:28 – 14:35	Ai ... Do We Still Have A Place in The Future? : Reem Alfakih (Yemen)
14:35 – 14:42	Assessment of Quality of the Handwritten Ophthalmic Drugs Prescription at Makkah Eye Hospital, Elobied,Sudan.2021_2022 : Eilaf Bakri (Egypt)
14:42 – 14:49	Perceptions of Outbound Eye Health Care Tourism Among Omani Patients – A Cross-Sectional Study. Sultanate of Oman. : Yousuf Al Kaabi (Oman)
14:49 – 14:56	Ocular Manifestations in Symptomatic Covid-19 Patients : Hussein Ali (Iraq)
14:56 – 15:03	Effect of Fingolimod Therapy on Quantitative Macular Changes Among Patients With Relapsing-Remitting Multiple Sclerosis: A Four-Year Follow-Up Study From Oman : Aseel Al Rashdi (Oman)
15:03 – 15:09	A Curious Case of a Celiac Disease Patient With Bilateral Keratic Precipitates and Cataract. : Essam Sabah Al Rubaye (Iraq)
15:09 – 15:15	Case of Asymptomatic Idiopathic Intracranial Hypertension (IIH) With Chronic Papilledema and Raised Intracranial Pressure (ICP) : Maitha Al Asmi (Oman)
15:15 – 15:21	Preterm Assessment at Birth and its Association With the Development of Retinopathy of Prematurity (ROP): A Tertiary Care Center Experience : Abdulelah Abumohssin (Saudi Arabia)
15:21 – 15: 27	Plate Exposure Post AGV Implementation, Management and Outcome : Khaled Al-Hemyari (Yemen)
15:27 – 15:30	Q & A

## Grand Ballroom Hall 4

**9:00- 10:00**

**Syrian Ophthalmological Society Session**

**Moderators: Anas Aljord, Ali Alsheikheh, Roua Abd Alrahman**

9:00 – 9:12	Blepharoplasty Evaluation Complications : Fadia Shamout
9:12 – 9:24	Limbal Stem Cell Deficiency, When is KPRO is Better? : Somar Darwesh
9:24 – 9:36	Hydrogel Orbital and Socket Expanders for Treating Anophthalmia : Firas Fadel
9:36 – 9:48	Endothelial Keratoplasty: DSEAK : Anas Aljord
9:48 – 10:00	Is it Glaucomatous or Non-glaucomatous Optic Neuropathy? Critical Signs Helping to Answer : Nuha Fayomy
<b>10:00 – 10:15</b>	<b>Break</b>
<b>10:15 – 11:45</b>	<b>Iranian Ophthalmic Society Session</b> <b>SMILE and Femto-LASIK: Decision Making and Challenges</b> <b>Moderators:</b> <b>Mahmood Jabbarvand</b> <b>Hassan Hashemi</b> <b>Mohammad Ghoreishi</b>
10:15 – 10:30	Advantages of SMILE : Khosrow Jadidi
10:30 – 10:45	Best Cases for SMILE : Ramin Salouti
10:45 – 11:00	Intraoperative Complications : Hassan Hashemi
11:00 – 11:15	Postoperative Follow up and Complications Management : Mohammad Ghoreishi
11:15 – 11:45	Panel Discussion : Mahmoud Jabbarvand, Hassan Hashemi, Mohammad Ghoreishi, Ramin Salouti, Khosrow Jadidi
<b>11:45 – 12:15</b>	<b>Break</b>
<b>12:15 – 13:45</b>	<b>Yemeni Ophthalmic Society Session</b> <b>Ocular Trauma Management During Yemen Conflict (2015-2019)</b> <b>Chairman: Abdulmoghni Albarrag</b> <b>Moderator: Samer Alhamati</b>
12:15 – 12:27	Introduction, Methodology and Epidemiological Results : Hisham Alakhlee

12:27 – 12:39	Pattern, Clinical Presentations and Outcomes of Eye Trauma : Mahfouth Bamashmus
12:39 – 12:51	Oculoplastic and Orbital Surgical Intervention : Saleh Aldheeb
12:51 – 13:03	Anterior Segment Surgical Intervention : Mohammed Al-Shekeil
13:03 – 13:15	Vitreoretinal Surgical Intervention : Abdulrahman Noman
13:15 – 13:27	Glaucoma Management After Trauma : Mohammed Alhemyari
13:27 – 13:45	Conclusion
<b>13:45 – 14:00</b>	<b>Break</b>
<b>14:00 – 15:30</b>	<b>Free Paper Session – 22 Mixed Moderators: Ahmed Salah ( Kuwait ), Salwa Rashid Almani, Meda Noufounikoun (West Africa)</b>
14:00 - 14:07	Role of Low-Grade Inflammation in the Development of Diabetic Retinopathy : Guzel Bikbova (Japan)
14:07 - 14:14	Association of ABO And Rh Blood Groups With Retinal Structural Indices : Mohamadreza Aghamirsalim (Iran)
14:14 - 14:21	The Effect of Laterality in Infants With Congenital Nasolacrimal Duct Obstruction on Cure Age and Need for Probing : Moustafa Salah Abdelhafez (Saudi Arabia)
14:21 - 14:28	Safety and stability evaluation of intrastromal implantation of acellular human amniotic membrane : Hossein Aghamollaei (Iran)
14:28 - 14:35	The Visual Outcome of Gunshot Eye Injury During Last Libyan Civil War in Comparison to Other Eye Injuries in Tobruk- Libya : Fathy Abdolmejed (Libya)
14:35 - 14:42	Iris Surgery Repair vs Prosthesis : Sohaib Addouri (United Arab Emirates)
14:42 - 14:49	Optical Coherence Tomography (OCT) and Optical Coherence Tomography Angiography (OCT A ) Findings in a Patient With a Sickle Cell Disease : Sarra El Mansouri (Tunisia)
14:49 - 14:56	Study of Stromal Demarcation Line Depth in Different CXL Modalities in Keratectasia Management : Ahmed M. Saeed (Egypt)
14:56 - 15:03	New Advancements for Optical and Non-Optical Visual Rehabilitation : Maryam Dashti (Iran)
15:03 - 15:10	OCT-Based Distribution Patterns of Maculopathies in High Myopia Patients. : Anas Abu Said (China)

15:10 - 15:17	Keratometry Prediction Accuracy In SCHWIND AMARIS 1050 After Myopic Laser Correction : Shayan Eslami (Iran)
15:17 – 15:24	Ocular Manifestation of Leprosy at a Lepors' facility in Khartoum : Awad Hassan M Ahmed (Sudan)
15:24 – 15:30	Q &A
<b>Grand Ballroom Hall 5</b>	
<b>9:00 – 10:00</b>	<b>Breakfast with Experts: Collaborative Session with the Young Ophthalmologists Society</b> <b>Moderators: Aisha Al Busaidi (Oman), Zahra Abdulla (Iraq)</b>
9:05 – 9:20	The Role and Status of Women Empowerment & Leadership in UAE : Sheikha Dr. Noura Al Qassimi (UAE)
9:20 – 9:35	Navigating Challenging Medical Retina Cases : Sawsan Nowilatay (KSA)
9:35 - 9:50	Initiating the First National Corneal Transplantation Program in Libya : Suad Fituri (Libya)
9:50 – 10:05	Obstacles and Challenges Facing Iraqi Women Ophthalmologists : Suzan A. Rattan (Iraq)
10:05 – 10:15	Q & A
<b>10:15 – 10:30</b>	<b>Break</b>
<b>10:30 – 11:15</b>	<b>Women In Ophthalmology Session :</b> <b>MEAWOS Research-100 Initiative</b> <b>I. Theoretical Knowledge of Meta-Analysis</b> <b>Moderator:</b> <b>Manal Bouhaimed (Kuwait)</b> <b>Speaker:</b> <b>Suhail Doi (Qatar)</b>
<b>11:15 – 11:45</b>	<b>Break</b>
<b>11:45 – 13:15</b>	<b>II. Meta-Analysis: Practical Session</b> <b>Moderator:</b> <b>Aisha Al Busaidi (Oman)</b> <b>Speakers:</b> <b>Suhail Doi (Qatar)</b> <b>Naseem Khan (Qatar)</b> <b>Tawanda Chivese (Qatar)</b>

<b>13:15 – 13:30</b>	<b>Break</b>
<b>13:30 – 15:30</b>	<b>Practical session continued</b>
<b>Grand Ballroom Hall 6</b>	
<b>9:00 – 10:00</b>	<b>Free Papers Session – 14 Case Presentations – Mixed/Anterior Segment Moderators: Sabry Aboughaly (Egypt), Shihab Al Habsi ( Oman), Abdulrahman Abdullahi ( Somali)</b>
9:00 - 9:06	Changing IOL to Treat Uveitis : Muftah El Jabry (Libya)
9:06 - 9:12	Ocular Hypertension and Floating Lens: DADSIE : Mohamed El Barkani (Morocco)
9:12 – 9:18	Unilateral Acute Iris Transillumination Syndrome Following Uneventful Phacoemulsification Surgery With Intracameral Moxifloxacin : Serhat Eker (Turkey)
9:18 – 9:24	Painless Recurrent Orbital Infarction Secondary to Sickle Cell Disease : A Case Report : Lujain Alqurashi (Saudi Arabia)
9:24 – 9:30	Bilateral Retinal Nerve Fiber Layer Loss and Recovery With Teprotumumab in Thyroid Eye Disease : Abdulaziz Alsumait (United States)
9:30 – 9:36	Easy Cheep New Frontalis Sling Technique to Correct Upper Lid Congenital Ptosis With Poor Levator Function. : Sabry Aboughaly (Egypt)
9:36 – 9:42	Surgical Repair of Lower Lid Severe Caustic Cicatricial Ectropion. : Sabry Aboughaly (Egypt)
9:42 – 9:48	Endoscopic-Assisted Orbitotomy for Obliteration of Orbital Arteriovenous Fistula Refractory to Endovascular Techniques : Hossein Ghahvehchian (Iran)
9:48 – 9:54	Choroidal Folds Associated With Dome-Shaped Choroid Macula in a Patient With Intraconal Cavernous Hemangioma- A Case Report : Wei-Lun Chu (Taiwan)
9:54 – 10:00	Q &A
<b>10:00 – 10:15</b>	<b>Break</b>
<b>10:15 – 11:45</b>	<b>Free Papers Session – 16 Case Presentations – Neuro oph./Uveitis/Oncology Moderators: Rana Al Sinawi (Oman), Nisreen Al Balushi ( Oman ), Buthaina Al Sabt ( Oman)</b>
10:15 – 10:21	Central Serous Chorioretinopathy and Uveitis : Report of Two Cases : Amal Ben Othmen (Tunisia)
10:21 – 10:27	Intravitreal Dexamethasone Implant in a Case of Ischemic CRVO Associated With Behcet's Disease: Case Report and Review of Literature : Gulnoza Abzalova (Oman)

10:27 – 10:33	Macular Hole in Behçet's Disease : Report of Two Cases : Amal Ben Othmen (Tunisia)
10:33 – 10:39	Post-Head Injury Monocular Blindness: A Case Report : Mohamed El Barkani (Morocco)
10:39 – 10:45	Post Infection Optic Atrophy in 8 Year Old Child : Ehsan Alabassi (Libya)
10:45 – 10:51	Compressive Optic Neuropathy Secondary to Pituitary Gland Adenoma. : Bright Owusu Prempeh (Ghana)
10:51 – 10:57	Internuclear Ophthalmoplegia as a Presenting Symptom of Multiple Sclerosis : Nada Bouallagui (Tunisia)
10:57 – 11:03	Metastatic Esophageal Carcinoma to the Eye Masquerading as Inflammatory Vitreo-Retinitis : Mona Mohammad (Jordan)
11:03 – 11:09	Challenging Differentiation of Orbital Lymphoma From Sinus Squamous Cell Carcinoma: A Case Report : Yi-Hsuan Chen (Taiwan)
11:09 – 11:15	Masquerade of Leukemic Infiltration With Cerebral Sinus Venous Thrombosis Causing Papilledema by Asparaginase Therapy : Abdulelah Abumohssin (Saudi Arabia)
11:15 – 11:21	Resolution of a Presumed Conjunctival Papilloma After Therapeutic Treatment With the Human Papillomavirus Vaccine. : Ghada Albayat (Bahrain)
11:21 – 11:27	Immune Checkpoint Inhibitor-Associated Uveitis: Case Presentation : Rihab Ghanma (Jordan)
11:27 – 11:33	An Uncommon Case Of Uveitis Secondary to Avelumab and Pembrolizumab in a Patient With Metastatic Renal Cell Carcinoma- A Case Report and Brief Review of Literature : Wei-Lun Chu (Taiwan)
11:33 – 11:39	Masquerade Uveitis Secondary to Adenocarcinoma of the Colon: A Rare Presentation : Aisha Rashid (Oman)
11:39 – 11:45	Q &A
<b>11:45 – 12:15</b>	<b>Break</b>
<b>12:15 – 13:45</b>	<b>Free Paper Session - 18</b> <b>Retina</b> <b>Moderators: Hamza Al Majedi ( Iraq), Hasan Chahine ( Lebanon ), Mohammed Al Amri (UAE)</b>
12:15 – 12:22	Short- term Outcomes of Switching to Intravitreal Brolucizumab in Patients with Refractory Neovascular Age-related Macular Degeneration : Sara Atta (Oman)

12:22 – 12:29	Electrophysiological and Visual Parameter Changes in Retinitis Pigmentosa Patients Undergoing Autologous Platelet Rich Plasma Therapy- A Randomized Control Trial : Perwez Khan (India)
12:29 – 12:36	Biosimilar Ranibizumab-Affordable ,Safe And Equally Effective Alternative to Innovator Ranibizumab : Seemantini Ayachit (India)
12:36 – 12:43	Comparison of Two Loading Dose Regimens Using Brolocuzumab for Wet Age-Related Macular Degeneration : Ahmed Khatatbeh (Jordan)
12:43 – 12:50	Retinal Toxicity on Long Term Use of Hydroxychloroquine , Screening Patient Attending Benghazi Clinics : Majdoleen Gargoum (Libya)
12:50 – 12:57	Ocular Neuromodulation as a Novel Treatment for Retinitis Pigmentosa: Identifying Rod Responders And Predictors Of Visual Improvement : Ismail Musallam (Others)
12:57 – 13:04	Ophthalmic Nerve Stimulation Paired With Intravenous Ascorbic Acid for the Treatment of Acute Non-Arteritic Central Retinal Artery Occlusion: A Pilot Study : Ismail Musallam (Others)
13:04 – 13:11	Intravitreal Injections of Bevacizumab (Avastin) Which Dose Is Recommended? : Bahjah Abdulhamid (Libya)
13:11 – 13:18	Clinical Predictive Factors and Imaging Biomarkers of Treatment Response to Half Dose PDT in Patients With Central Serous Chorioretinopathy : Masood Naseripour (Iran)
13:18 – 13:25	Sub Threshold Micropulse Laser Treatment for Macular Oedema : Entesar Reshi (Libya)
13:25 – 13:32	Comparative Analysis of Faricimab Efficacy and Safety in Neovascular Age-Related Macular Degeneration: Assessing Treatment-Naïve And Treatment-Resistant Cases; Highlighting Loading Dose Superiority Over Pro Re Nata : Mahmoud Elbalawi (United Kingdom)
13:32 – 13:39	Aflibercept Versus Ranibizumab as a Second Line Therapy After Bevacizumab for Diabetic Macular Edema : Nasser Alsaedi (Saudi Arabia)
13:39 – 13:45	Q & A
<b>13:45 – 14:00</b>	<b>Break</b>
<b>14:00 – 15:30</b>	<b>Free Papers Session – 23</b> <b>Video Presentations</b> <b>Moderators : Monia Cheour (Tunisia), Abubaker Traina ( Libya ), Akram El Krewi (Libya)</b>
14:00 – 14:06	Managing Complicated Ectopic Lens : Khalifa Alsawidi (Libya)
14:06 – 14:12	IOL Exchange Using Scaffold and Zigzag Techniques : Monia Cheour (Tunisia)
14:12 – 14:18	Cataract in ICL With Pupillplasty



	: Alahmady Alsmman (Egypt)
14:18 – 14:24	Cataract Through Narrow Pupil by Ice Fishing Technique : Alahmady Alsmman (Egypt)
14:24 – 14:30	Coring to Conquer Posterior Polar Cataract. : Minu Mathen (India)
14:30 – 14:36	«Satellite» Flight Into Space : Emin Usubov (Russian Federation)
14:36 – 14:42	A Different Approach in IOL Power Calculation of Moderate to Severe KCN Patients : Shiva Pirhadi (Iran)
14:42 – 14:48	3D Phaco ... We Have To Try It : Mohammed Tawfeeq (Iraq)
14:48 – 14:54	My Nucleus Wont to be Calm Down : Mohammed Tawfeeq (Iraq)
14:54 – 15:00	Traumatic Cataract Surgery : Selma Mahmah (Algeria)
15:00 – 15:06	Intraocular Lens Implantation in the Presence of Zonular and Capsular Compromise : Mostafa Elgohary (United Kingdom)
15:06 – 15:12	Hereditary Lens Subluxation... Cionni Ring Fixation Versus Lensectomy and Scleral Fixation of IOL : Ahmed Samir (Egypt)
15:12 – 15:18	Phaco of Hard Cases : Mohamed Reffat Ahmed (Egypt)
15:18 – 15:24	Vertical Implanted Phakic Collamer Lens for Myopia and Myopic Astigmatism: Tripoli-Libya : Amal Elbahi (Libya)
15:24 – 15:30	Nightmare Before Closing : Deyar Ibrahim (Iraq)

## Meeting Room 8 & 9

<b>9:00 – 10:00</b>	<b>Sinjab Academy Course for Allied Ophthalmic Professionals</b>
<b>10:00 – 10:15</b>	<b>Break</b>
<b>10:15 – 11:45</b>	<b>Sinjab Academy Course for Allied Ophthalmic Professionals</b>
<b>11:45 – 12:15</b>	<b>Break</b>
<b>12:15 – 13:45</b>	<b>Optometry Low Vision Session :</b> <b>Unveiling the World of Low Vision Aids</b> <b>Moderators: Harith Al Hasani, Hassan Awada</b>
12:15 – 12:45	Incorporating Low Vision Into the Optometry Practise : Yazan Gammoh (Jordan)

12:45 – 13:15	Low Vision: The Essential Guide for Optometrist : Samer Sadun (KSA)
13:15 - 13:45	Prevalence and Causes of Visual Impairment at Al Rustaq Hospital : Zainab Al Harthi (Oman)
<b>13:45 – 14:00</b>	<b>Break</b>
<b>14:00 – 15:30</b>	<b>Optometry Low Vision Workshop</b> <b>Hands-On Horizons: Mastering Low Vision Aids for Enhanced Visual Independence</b> <b>Nagesh Vuppala (India)</b> <b>Moderator: Noufal Mundemkattil (Oman)</b>
<b>Meeting Room 10</b>	
<b>9:00 – 10:00</b>	<b>Free Papers Session – 15</b> <b>Uveitis</b> <b>Moderators: Naila Al Harthi ( Oman), Abdul Sahib Ahmed ( Bahrain), Majid Al Shaaibi (Oman)</b>
9:00 – 9:07	The Use of Argon Laser Photocoagulation for Treatment of Presumed Trematodal Granulomatous Anterior Uveitis in Children : Alahmady Alsmman (Egypt)
9:07 – 9:14	Uveitis and Adalimumab Treatment....What Is It? : Dena D'Souza (New Zealand)
9:14 – 9:21	Pediatric Noninfectious Uveitis in a Tertiary Referral Center in Jordan: Clinical Spectrum and Immunomodulatory Treatment : Ahmed Khatatbeh (Jordan)
9:21 – 9:28	OCT/OCTA Biomarkers in Uveitis : Omer Abdullah (Iraq)
9:28 – 9:35	Unilateral Eales Disease With Presumed Tubercular Etiology, Three Case Reports. : Omer Abdullah (Iraq)
9:35 – 9:42	Effectiveness of Adalimumab in Adult and Paediatric Palestinian Patients With Non-Infectious Uveitis : Salam Iriqat (Palestine, State Of)
9:42 – 9:49	Blau Syndrome: A Case Report From Palestine : Salam Iriqat (Palestine, State Of)
9:49 – 9:56	Adherence To Screening Recommendations For Uveitis In Juvenile Idiopathic Arthritis (JIA) Patients. Is Current Practice Adequate? : Asma Al Flaiti (Oman)
9:56 – 10:00	Q & A
<b>10:00 – 10:15</b>	<b>Break</b>
<b>10:15 – 11:45</b>	<b>Free Papers Session – 17</b> <b>Case Presentations – Cornea</b> <b>Moderators: Marwan Ghabra (United Kingdom), Saad AlEnezi (KSA), Monia Cheour (Tunisia)</b>

10:15 – 10:21	Asymptomatic Pathogenic Rose K2 Contact Lens Case: Importance of Hygiene And Maintenance : Ghada Hamad (United Arab Emirates)
10:21 – 10:27	Refractive Error Correction in Corneal Ectasia After Radial Keratotomy: A Case Report on Effective Management Strategies : Ghada Hamad (United Arab Emirates)
10:27 – 10:33	Post Penetrating Keratoplasty Removal of Retained Host's Descemet's Membrane With Femtosecond Laser : Zuheer Meeraalam (Saudi Arabia)
10:33 – 10:39	Granular Corneal Dystrophy : Mohamed El Barkani (Morocco)
10:39 – 10:45	New Novel Technique for Treatment of Keratoconus : Marwan Ghabra (United Kingdom)
10:45 – 10:51	Ocular Surface Reconstruction With Amniotic Membrane Transplant for Epidermolysis Bullosa : Nada Al-Yousuf (Bahrain)
10:51 – 10:57	Herpetic Corneal Ulcer Post ECCE : Reem Alfakih (Yemen)
10:57 – 11:03	The Role of Saffron in the Improvement of Ocular Surface Disease in a Mouse Model of Lacrimal Gland Excision-Induced Dry Eye Disease : Seyed Hashem Daryabari (Iran)
11:03 – 11:09	Surgical Approaches in Complicated Corneal Ulcers : Emin Usubov (Russian Federation)
11:09 – 11:15	Bad Luck Comes in Threes : Case of Corneal Ulcer A Case Report : Minnu Lekshmi (India)
11:15 – 11:21	Antibacterial Effect of Cold Atmospheric Plasma for Treatment of Bacterial Keratitis in an Animal Model. : Hossein Aghamollaei (Iran)
11:21 – 11:27	Prevalence of Corneal Abnormalities and their Important Risk Factors in Elderly : Mehdi Khabazkhoob (Iran)
11:27 – 11:33	Evidence-based Teaching in Contact Lens Education and Skills, an Inspiration from IALCE : May M. Bakkar (Jordan)
11:33 – 11:39	Way to Save Life in Refractive Surgery : Hamad Elzarrug (Libya)
11:39 – 11:45	Traumatic Descemet Membrane Detachment and Iridodonesis; A Possible Association : Waleed Khayyat (Saudi Arabia)
<b>11:45 – 12:15</b>	<b>Break</b>
<b>12:15 – 13:45</b>	<b>Free Papers Session – 19</b> <b>Mixed</b> <b>Moderators: Mahfouth Bamashmus ( Yemen ), Ebtisam Al Alawi (Bahrain), Fatima Al Belushi (Oman)</b>

12:15 – 12:22	Assessment of Quality of Life, Mental Health, Ocular Morbidity in Children From Schools for the Blind in North-East India. : Damaris Magdalene (India)
12:22 – 12:29	Detection of COVID-19 in Tears of ICU-Admitted Patients With SARS-Cov-2 Infection : Seyed Hashem Daryabari (Iran)
12:29 – 12:36	Ocular Functions After Bariatric Surgery : Abeer Alsdieg (Saudi Arabia)
12:36 – 12:43	Review of the Importance of the Platelet Rich Plasma (PRP) in Ophthalmology : Hessah Alrabiah (Kuwait)
12:43 – 12:50	Influence of Parenting Style on the Visually Impaired Adolescents and Their Self-Esteem- Analysis Based on a Saudi Population : Abeer Alsdieg (Saudi Arabia)
12:50 – 12:57	Ophthalmic Manifestations and Complications Following Electric Shock: A Systematic Review of Case Reports and Series : Hashem Abu Serhan (Qatar)
12:57 – 13:04	Trends in Clinical Presentation of Children’s Eye During COVID-19 Pandemic: A Casa Series : Ebtisam Al Alawi (Bahrain)
13:04 – 13:11	Raised IOP , The Gun Barrel of the Crouching Soldier : Reem Alfakih (Yemen)
13:11 – 13:18	How to Build a Professional Social Media Account for Your Business : Mohammed Tawfeeq (Iraq)
13:18 – 13:25	Sterilization in Ophthalmology : Manal Abdulhak (Yemen)
13:25 – 13:32	Ethics in Ophthalmology : Reem Alfakih (Yemen)
13:32 – 13:45	Q & A
<b>13:45 – 14:00</b>	<b>Break</b>
<b>14:00 – 15:30</b>	<b>Free Papers Session – 24 Refractive Surgery Moderators: Hassan Hashemi (Iran), Juan Arbelaez( Oman ), Ramez Tawashi ( Syria)</b>
14:00 – 14:07	Ultrasound Biomicroscopy in Eyes Implanted With Phakic Intraocular Collamer Lenses : Ahmed Shama (Egypt)
14:07 – 14:14	Evaluation of Anterior and Posterior Corneal Surface After Corneal Cross Linkage for Keratoconus by Pentacam : Hamad Elzarrug (Libya)
14:14 – 14:21	Impact of MyoRing Implantation on Vision and Quality of Life of Keratoconus Patients at Sudan Eye Center in the Period Between Dec 2015 And Dec 2016 : Ahmed Kamaleldin Hashim Mohamed (Egypt)
14:21 – 14:28	Assessing of Keratometry Measurements in the Eyes of Refractive Surgery Candidates in Muscat : Meysam Miresghi (Iran)

14:28 – 14:35	Clinical Profile of Corneal Thickness in Omani Refractive Surgery Candidates : Meysam Miresghhi (Iran)
14:35 – 14:42	Prevalence of Types of Refractive Errors in Omani Refractive Surgery Candidates : Alireza Moghaddasi (Iran)
14:42 – 14:49	Keratoconus Indices in Refractive Surgery Candidates in Muscat: Screening and Normal Value : Alireza Moghaddasi (Iran)
14:49 – 14:56	Safety and Effectiveness of TPRK in High Myopia : Entesar Reshi (Libya)
14:56 – 15:03	Effect of Bandage Contact Lens Exchange on Pain and Healing After Photorefractive Keratectomy—A Randomized Control Trial : Faisal Aldahash (Saudi Arabia)
15:03 – 15:10	Evaluation of Different Lenticule Diameters in Myopic Astigmatism Correction With SMILE Procedure : Nermeen Ayaad (Egypt)
15:10 – 15:17	Refractive Lens Exchange in Nanophthalmic Eyes . No More Piggybacking : Kamal Okasha (Palestine, State Of)
15:17 – 15:24	Very High Astigmatism Post-Keratoplasty : Sohaib Addouri (United Arab Emirates)
15:24 – 15:30	Q & A

## Meeting Room 11

<b>9:00 – 15:30</b>	<b>Basic General Ophthalmology and Ophthalmic Emergencies For Non-Ophthalmologists</b> <b>Moderators: Nihal Hassan (Egypt), Asma Shidani (Oman)</b>
<b>9:00 – 10:30</b>	<b>Theory Session</b>
<b>10:30 – 11:00</b>	<b>Break</b>
<b>11:00 – 15:30</b>	<b>Practical Sessions</b>

## Meeting Room 12

<b>9:00 – 13:45</b>	<b>Wet Labs : Phaco+IOL</b>
<b>14:00 – 15:30</b>	<b>Wet lab: I/V Dexa Implant</b>

## MEACO MIOC 2023 POSTER PRESENTATIONS

Panel No:	Paper No:	Title /Author/Country
1.	9	Comparing the knowledge, attitude, and complications of contact lens use among wearers for therapeutic purposes versus wearers for cosmetic purposes in Saudi Arabia. : Zainab Alshakhs (Saudi Arabia)
2.	17	Central retinal venous occlusion associated to bilateral optic nerve infiltration revealing relapse of an acute lymphoblastic leukemia : Ines Fendouli (Tunisia)
3.	18	Eye-Bank Precut versus Surgeon-Cut Tissue Graft for Descemet Stripping Automated Endothelial Keratoplasty (DSAEK): A Systematic Review and Meta-Analysis : Khaled Alkandari (Kuwait)
4.	19	Optic Disc Pits and Optic Disc Pit Maculopathy: A Review : Khaled Alkandari (Kuwait)
5.	22	Simultaneous Topo-guided Trans-PRK and Accelerated Cross-Linking in case of Keratoconus (Athens Protocol): A Case Report and Review of literature : Devdatta Deshmukh (Oman)
6.	28	Transcanalicular Laser assisted and External Dacryocystorhinostomy Anatomical and Functional success in Acquired Nasolacrimal Duct Obstruction: Systematic review and meta-analysis. : Ali Alsudais (Saudi Arabia)
7.	41	Evaluation of Contrast Sensitivity And Chromatic Vision In Patients With Primary Open Angle Glaucoma : Asaad Ghanem (Egypt)
8.	60	Bilateral Fixed Dilated Pupils after micropulse Transscleral Cyclophotocoagulation: Case Report and Review of Urrets-Zavalía Syndrome : Mohamed Bin Maneea (Saudi Arabia)
9.	61	Refractive errors among medical students in Jordan: prevalence, types and possible risk factors : Asem Alqudah (Jordan)
10.	69	Assessment Of Meibomian Gland Dysfunction In Patients With Rosacea : Mohamed El Barkani (Morocco)
11.	80	Clinical and Demographic Profile of Paediatric Cataract among Omani Children Presenting to a Tertiary Eye Care Centre, Oman : Hajar Al-aamri (Oman)

## MEACO MIOC 2023 POSTER PRESENTATIONS

12.	81	New approach for Uveitic Glaucoma management using Baerveldt Tube and concomitant intravitreal Dexamethasone Implant (Ozurdex®): a case series : Ali Ibrahim (United Kingdom)
13.	89	Corneal stroma regeneration with cellular therapy in advanced keratoconus: confocal study : Mona El Zarif (Lebanon)
14.	94	Fulminant Endogenous Endophthalmitis in a Premature Infant: A Case Report : Manel Mekni (Tunisia)
15.	102	A Rare Cause Of Homonymous Hemianopia Secondary To Trauma : Rachna Vinaya Kumar (India)
16.	108	Von Hippel-Lindau Disease : Manal Askool (Saudi Arabia)
17.	110	Band Keratopathy ( Case Report) : Subhan Khan Mohammed (Oman)
18.	114	Assessment of Awareness Level towards the Risk of Chronic Use of Steroids Causing Cataract in Aseer Region, Saudi Arabia : Razan Al Maalwi (Saudi Arabia)
19.	115	Prevalence and risk factors of epiretinal membrane in a middle east population : Mehdi Khabazkhoob (Iran)
20.	116	Subfoveal choroidal thickness in a general elderly population of middle east : Mehdi Khabazkhoob (Iran)
21.	117	Macular thickness and volume by SD-OCT and their related factors in the elderly population of middle east : Mehdi Khabazkhoob (Iran)
22.	119	The prevalence of retinal pathologies in people over 60 years : Mehdi Khabazkhoob (Iran)
23.	129	Tuberculous Serpiginous-Like Choroiditis: case report : Elyes Jerbi (Tunisia)
24.	130	Ocular syphilis in a patient with Human immunodeficiency virus (HIV) co-infection: a case report. : Elyes Jerbi (Tunisie)
25.	131	Lenticular crystal deposits : A rare manifestation of Bietti's crystalline dystrophy : Elyes Jerbi (Tunisia)
26.	132	Isolated microspherophakia : a case report : Elyes Jerbi (Tunisia)

## MEACO MIOC 2023 POSTER PRESENTATIONS

27.	133	Canalicular repair using an intra-venous cannula : Rhema Suryawanshi (India)
28.	137	Prevalence of Depression in non-infectious uveitis patients in a tertiary care center in Lebanon : Mahdi Hassoun (Lebanon)
29.	139	Impact of the Economic Crisis, COVID-19, and the Beirut Explosion on Ophthalmology Training in Lebanon : Rola Hamam (Lebanon)
30.	140	The Impact of the Global Economic Crisis on Ophthalmologists in Low- to Middle-income Countries During the COVID-19 Pandemic : Mahdi Hassoun (Lebanon)
31.	141	Choroidal and vitreous hemorrhage post hypertensive crisis as the presenting sign of an unsuspected cilio-choroidal melanoma. : Mahdi Hassoun (Lebanon)
32.	172	Large-angle sensory exotropia and primary true muscle transplantation, Case series : Amr Mohamed (Yemen)
33.	193	Congenital Hereditary Endothelial Dystrophy ( CHED) : a case report : Elyes Jerbi (Tunisia)
34.	195	Practices and Unmet Medical Needs in the Management of Diabetic Macular Edema among Ophthalmologists: A Cross-Sectional Survey from Malaysia : Tengku Ain Fathlun Kamalden (Malaysia)
35.	198	The Hidden Red Dragons : Bilateral Retinal Haemangioblastomas in VHL disease - a case report and review of literature on treatment strategies. : Roshini Isaac (Oman)
36.	204	Casting a Net on Ocular Disease: Neutrophil Extracellular Traps in Focus : Hassan Shah (Saudi Arabia)
37.	205	Awareness of allergic conjunctivitis among students at University of Buraimi, Sultanate of Oman : Aaisha Saleh (Oman)
38.	207	The management of high refractive error in the case of Marfan syndrome with contact lenses : Ghada Hamad (India)
39.	213	The Impact of COVID-19 on the Wait Times and Severity of Surgical Glaucoma Cases Evaluated at a Tertiary Eye Center : Anas Abu-dieh (Canada)
40.	216	A case of acute bilateral depigmentation of the iris in a young man : Dilbar Makhkamova (Uzbekistan)
41.	228	Scleral Fixated Intraocular Lens Implantation in Bilateral Microcornea and Microphthalmia: A Case Report



## MEACO MIOC 2023 POSTER PRESENTATIONS

		: Nada Alwohaibi (Saudi Arabia)
42.	229	Paediatric non-viral Microbial Keratitis: Predisposing Factors, Microbiological Profile, Treatment Modalities, and Visual Outcome. A Tertiary Eye Hospital's Experience in the Eastern Province of Saudi Arabia : Nada Alwohaibi (Saudi Arabia)
43.	235	Masquerade of Leukemic Infiltration With Cerebral Sinus Venous Thrombosis Causing Papilledema by Asparaginase Therapy : Abdulelah Abumohssin (Saudi Arabia)
44.	254	Intravitreal Injection : Suad Fituri (Libya)
45.	255	Accommodative esotropia and it's management : Shafiq Ahmed (Oman)
46.	256	An unusual cause of unilateral intermediate uveitis : Sabah Hariri (Serbia)
47.	264	Mysterious neuroretinitis: a case report : Amira Satouri (Tunisia)
48.	266	Dexamethasone intravitreal implant( Ozurdex) for treating diabetic macular oedema and Vein Occlusions : Samar Elnahas (United Kingdom)
49.	268	Traumatic lens abscess: a case report : Wafa Hadrich (Tunisia)
50.	276	Patient compliance among mini scleral contact lens wearing-population : Ali Ayatollahi (Iran)
51.	277	Endophthalmitis Following Intravitreal Implant Injection : A Case Report and Literature Review: Abdullah Al Talhi (Saudi Arabia)
52.	279	Synthesis and characterization of antibacterial composite scaffold consisting of gelatin, embryonic membrane powder and cationic peptide in treatment of corneal damage. : Naghmeh Rafati (Iran)
53.	280	Bilateral Purtscher-Like Retinopathy in a Patient with Pre-eclampsia and Post-Intrauterine Fetal Demise: A Case Report : Nora Aldhefeery (Kuwait)
54.	281	Bilateral Retinal Vasculitis as the Initial Sign of Systemic Lupus Erythematosus and Secondary Antiphospholipid Syndrome: A Case Report: Nora Aldhefeery (Kuwait)
55.	283	Branch retinal vein occlusion: inflammatory, vascular, or mixed? : Fahd Jendoubi (Tunisia)

## MEACO MIOC 2023 POSTER PRESENTATIONS

56.	284	Central serous chorioretinopathy and sickle cell retinopathy : Fahd Jendoubi (Tunisia)
57.	291	Refractive Changes Among Diode Laser Treated Retinopathy of Prematurity Patients : A Retrospective Study : Albaraa Alfaraidi (Saudi Arabia)
58.	299	Central retinal vein occlusion after SARS-cov-2 vaccination: A case report : Abdelkader Sirine (Tunisie)
59.	300	Scotopic measurement of normal pupils pre-refractive surgery : Faisal Alharbi (Saudi Arabia)
60.	301	Optic Pathway Gliomas and Neurofibromatosis Type-1: A 7-Year MRI-based Multicenter Study at NGHA, Saudi Arabia. : Nawaf Alawad (Saudi Arabia)
61.	305	Genetic Characterization of Retinal Dystrophy in Omani Patients: SQUH Experience : Muna Al Ruhaili (Oman)
62.	308	Evaluation of treatment of retinopathy of prematurity by intravitreal injection of Ranibizumab: a clinical trial : Abdelhamied Allam (Egypt)
63.	311	Corneal toxicity related with Multiple Myeloma treatment : Tamara Shukair Harb (Spain)
64.	319	Ciliary body granuloma: case report of a rare presentation of pediatric sarcoidosis : Mahdi Hassoun (Lebanon)
65.	321	Extended Survival in a Case of Metastatic Choroidal Melanoma with Immunotherapy : Ibadulla Mirzayev (Turkey)
66.	326	A rare presentation of probable Vogt–Koyanagi– Harada syndrome mimicking bilateral posterior scleritis : Emna Baccar (Tunisia)
67.	328	Mooren's Ulcer : A Case Report : Mohamed El Barkani (Morocco)
68.	329	Isolated papillary pallor revealing a systemic disease : Mohamed El Barkani (Morocco)
69.	331	Successful treatment of refractory filamentous keratitis with autologous serum : Mohamed El Barkani (Morocco)
70.	335	Gyrate atrophy eye involvement : what's new ? : Monia Cheour (Tunisia)
71.	336	Dry eye syndrome in postmenopausal women : Besma Ben Achour (Tunisie)

## MEACO MIOC 2023 POSTER PRESENTATIONS

72.	338	Plateau iris syndrome : a misdiagnosed mechanism of angle closure : Monia Cheour (Tunisia)
73.	339	Rheumatoid Arthritis Revealed By Atypical Bilateral Keratopathy : Besma Ben Achour (Tunisie)
74.	340	A painless trans-photo-refractive keratectomy: a mirage? : Noureddine Djerad (Algeria)
75.	341	Venous occlusion complicated by uveal effusion, about a case. : Amira Satouri (Tunisia)
76.	342	The outcome of multimodal imaging in choroidal osteoma : a case report : Amira Satouri (Tunisia)
77.	343	Neovascular Glaucoma in Crohn Disease : a case report : Amira Satouri (Tunisia)
78.	344	Unilateral presentation of Mooren's ulcer in a young child :An Atypical Presentation : Eilaf Bakri (Egypt)
79.	345	A Rare Case of Extramedullary Orbital Plasmacytoma : Ibadulla Mirzayev (Turkey)
80.	346	Zoster Scleritis Following Ophthalmic Herpes Zoster: A Case Report : Besma Ben Achour (Tunisie)
81.	347	Congenital pre-papillary arterial loop: A case report. : Besma Ben Achour (Tunisie)
82.	348	Demodex and Ocular Surface Disorders: Exploring The Connection : Besma Ben Achour (Tunisie)
83.	349	Rare Presentation of Choroidal Melanoma: A Case Report : Besma Ben Achour (Tunisie)
84.	350	Etiological Profile of Retinal Vein Occlusions in Young Patients : Besma Ben Achour (Tunisie)
85.	351	Age-Related Macular Degeneration Epidemiological, Clinical Profile, And Quality Of Life : Besma Ben Achour (Tunisie)
86.	355	Bilateral peripheral ulcerative keratitis revealing autoimmune hepatitis : Monia Cheour (Tunisia)
87.	356	Unusual Presentation of Salzmann Nodules : A Case Report : Ahlem Houatmi (Tunisia)

## MEACO MIOC 2023 POSTER PRESENTATIONS

88.	357	Outcome of pediatric cataract surgery in tertiary Eye center in Yemen: first retrospective case series : Amr Mohamed (Yemen)
89.	358	Uveitic macular atrophy: irreversible cause of vision loss : Ahlem Houatmi (Tunisia)
90.	359	Kayser-Fleischer ring as the presenting sign of Wilson disease in a children with neurological symptoms : Ahlem Houatmi (Tunisia)
91.	360	Shoof Zain: A Community Eye Health Care Initiative in Kuwait : Nora Aldhefeery (Kuwait)
92.	372	Efficacy of hyperbaric oxygen therapy in treatment of central vein occlusion and branch retinal artery occlusion : Foued Dallai (Bahrain)
93.	373	Severe corneal manifestation in rheumatoid arthritis : Ines Fendouli (Tunisie)
94.	374	Evaluation of efficacy of ciclosporine in dry eye disease : Ines Fendouli (Tunisie)
95.	375	Acute myeloid leukemia mimicking periorbital cellulitis : About two case reports : Ines Fendouli (Tunisie)
96.	378	Retinal capillary densities in patients with Birdshot Chorioretinopathy using Optical Coherence Tomography Angiography: a 4 years follow-up analysis : Anfal Almazrooei (France)
97.	382	Outcomes of Medical and Surgical Management in Aqueous Misdirection Syndrome : Reham Alqahtani (Saudi Arabia)
98.		Correlation Between Central Retinal Thickness and Visual Acuity Outcomes in Retinal Vein Occlusion : Ahmed Bilal ()
99.		The Effectiveness of Dichoptic Therapy in Adults : Taif khalifa Hamed Alquraini (Oman)
100.		Vitamin A Deficiency in Patients After Different Types of Bariatric Surgery: A Case Series : Nora Aldhefeery (Kuwait)